

NONMETALLIC ROUND BOXES

Thomas & Betts PVC FAN BOX

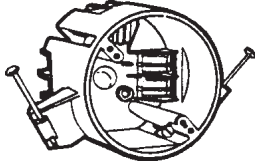


1/2" deep

Locke#

P0264 B708-SHK 3 1/2" dia. 8 in³.

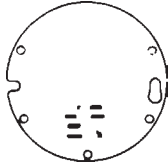
Thomas & Betts NONMETALLIC BOX



Locke#

P0276 B520P 4" Round Box

Thomas & Betts PLASTIC BLANK COVER



Locke#

P0269 E460 4/0 Round Plastic Blank Cover

ALLIED MOULDED PRODUCTS, Inc. ROUND OUTLET BOXES




3 1/2" Old work Round Boxes

Locke#

P4515 9338-ESK 3 1/2" dia. 14 in³.

Thomas & Betts PLASTIC BOX WITH BAR HANGER



Locke#

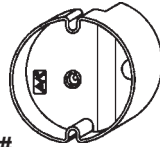
P0268 B620KG 4/0 Plastic Box with Bar Hanger



ALLIED MOULDED PRODUCTS, Inc.

NONMETALLIC FAN SUPPORT BOXES

P6845



P6846

Locke#

P6845 FB443 4" dia. 16.5 in³. Fan Box

P6846 9336NKFR 3.5" dia. 16 in³. Nail-on Fan Box



ALLIED MOULDED PRODUCTS, Inc.

3 1/2" DIA. NONMETALLIC OUTLET BOX



FIBERGLASSBOX™. Nails, Wire Speed "K" Klamps

Locke#

P0408 9336NK 3.5" dia. 16 in³.



ALLIED MOULDED PRODUCTS, Inc.

4" DIA. NONMETALLIC OUTLET BOX



FIBERGLASSBOX™. Nails, Wire Speed "K" Klamps

Locke#

P0399 9351NK 4" dia. 22.5 in³.



ALLIED MOULDED PRODUCTS, Inc.

3 1/2" DIA. NONMETALLIC OUTLET BOX



FIBERGLASSBOX™. Nails, Wire Speed "K" Klamps, Ground Strap

Locke#

P0411 9335NGK 3.5" dia. 20.5 in³.



ALLIED MOULDED PRODUCTS, Inc.

3 1/2" DIA. CUT-IN OUTLET BOX



FIBERGLASSBOX™. Snap Bracket, Wire Speed "K" Klamps

Locke#

P0407 9305SK 3.5" dia. 14 in³.



ALLIED MOULDED PRODUCTS, Inc.

4" DIA. OUTLET BOX



FIBERGLASSBOX™. 16" - 24" Adjustable Bar Hanger, Groundstrap, Wire Speed "K" Klamps

Locke#

P3478 9350UBGK 4" dia. 22.5 in³.



ALLIED MOULDED PRODUCTS, Inc.

3 1/2" DIA. OUTLET BOX



FIBERGLASSBOX™. 16" - 24" Adjustable Bar Hanger, Groundstrap, Wire Speed "K" Klamps

Locke#

P3479 9336UBGK 3.5" dia. 16 in³.



ALLIED MOULDED PRODUCTS, Inc.

GROUND STRAPS



Locke#

P0397 G Ground Strap

Arlington Industries, Inc. HOLE SAW BOX™ For Device Retrofit Construction




Locke#

P5737 FSC3227R Hole Saw Box™

P | ELECTRIC

CEILING FAN BOXES

Thomas & Betts ROUND OLD WORK BOX



Locke#
P0265 B618R-UPC Round box

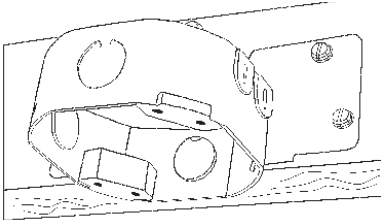
COOPER Crouse-Hinds 3 1/2" ROUND CEILING PAN



1/2" Deep with nonmetallic cable clamps. Three 1/2" conduit KO's. 4 loom or cable KO's. Ears.


Locke#
P0467 TD266 3 1/2" Round Ceiling Fan Box

Arlington Industries, Inc. SIDE MOUNT CEILING FAN BOX



Locke#
P4520 FBS415S Side Mount Fan Box

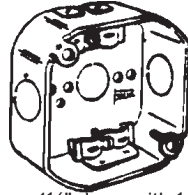
HUBBELL® Wiring Device-Kellems CEILING FAN PAN



4" ceiling pan. 1/2" deep with cable clamp and two 1/2" KO's.

Locke#
P2363 2951 4" ceiling fan pan

Thomas & Betts CEILING FAN BOX



4" octagon box, 1 1/2" deep with 1/2" KO's & cable clamps.

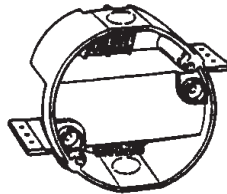
Locke#
P2364 54151CFB 4" ceiling fan box

Thomas & Betts 4" CEILING FAN BOX WITH ROMEX CONNECTOR



Locke#
P2608 56111-CFB 4" x 1/2" Fan Box

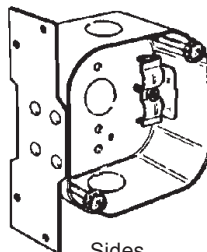
HUBBELL® Wiring Device-Kellems NON-METALLIC CEILING FAN BOX



4" Diameter, 2 9/16" deep, 12.5 cu. in. UL listed for support of ceiling fans to 35 lbs.

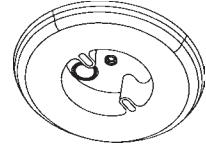
Locke#
P4143 7120 4 clamps, 2 1/2" KO's

Arlington Industries, Inc. CEILING FAN BOX WITH FAN BRACKET



Locke#
P4806 FBS420S 2 2x1/2" 1 1x1/2"

Arlington Industries, Inc. MOUNTING BLOCK BOX



Locke#
P6031 MB8 8" Mounting block box

Arlington Industries, Inc. MOUNTING BOX With Adjustable Brackets for New Construction



Locke#
P6705 FBX900 Fan/Fixture Box

Arlington Industries, Inc. CATHEDRAL CEILING BOX



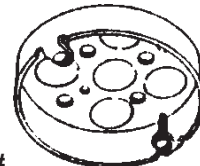
Locke#
P6573 FB900 Fan/Fixture Box

Arlington Industries, Inc. VAULTED CEILING BOX



Locke#
P6574 FB450 Vaulted ceiling fan box

HUBBELL® Wiring Device-Kellems 4" DIA. CEILING PAN




Locke#
P0458 293 4" Pan, 1/2" KO's, 6 cu.

P | ELECTRIC

FAN BOXES, KITS & Su PPORT SYSTEMS

Pass & Seymour
L1 legrand

EASY FAN BRACE



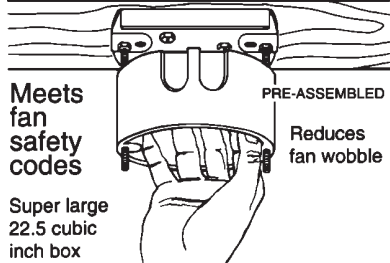
This product is listed by
UNDERWRITERS LABORATORIES, INC.
"Acceptable for fan support"

Locke#

P3476 33300 Easy Fan Brace, UL
Listed

Arlington Industries, Inc.

FANSAFE Installation Kit



Meets fan
safety
codes

PRE-ASSEMBLED

Reduces
fan wobble

Super large
22.5 cubic
inch box

STEP 1:

Steel stabilizer
reduces fan
wobble

STEP 2:

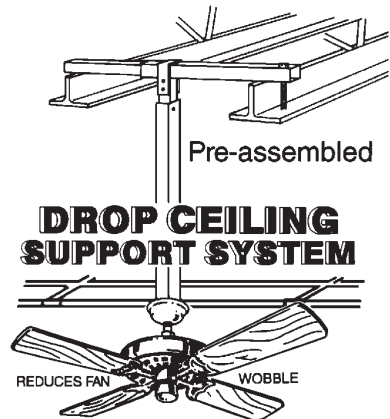
Fan supported
by steel bolts

Locke#

P3477 FBS420 Fansafe Installation Kit

Arlington Industries, Inc.

DROP CEILING FAN SUPPORT SYSTEM



Pre-assembled

DROP CEILING SUPPORT SYSTEM

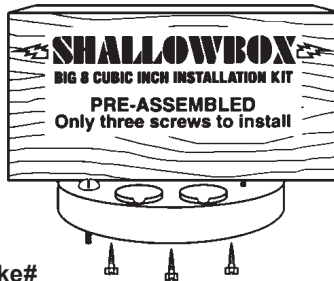
REDUCES FAN WOBBLE

Locke#

P5711 FBRS420SC Drop Ceiling
Fan Support System

Arlington Industries, Inc.

CEILING FAN BOX

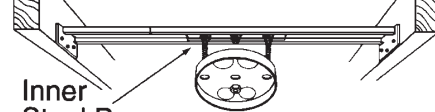


Locke#

P5707 FBS407 Shallow Fan Box 8 Cu.
inches

Pass & Seymour
L1 legrand

SHALLOWBOX HEAVY DUTY SLIDE SUPPORT SYSTEM



Inner
Steel Bar

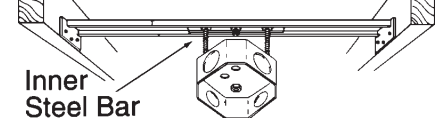
"ELIMINATES SAGGING"

Locke#

P5709 77702 Heavy Duty
Shallowbox Slide System

Arlington Industries, Inc.

FANSAFE HEAVY DUTY SLIDE SUPPORT SYSTEM



Inner
Steel Bar

"ELIMINATES SAGGING"

Locke#

P5710 FBRS415 Heavy Duty
Slide Support System

HUBBELL®
Wiring Device-Kellems

ADJUSTABLE BAR HANGER



Locke# 14 1/2" - 22 1/2"

P0465 920 Adjustable Bar Hanger

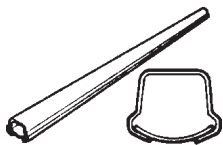


P | ELECTRIC

SMALL SURFACE RACEWAY



RACEWAY SMS500



10' Lengths. Ivory cover with galvanized base. Packed 10 Lengths per carton.

Locke#

P2644 SMS500 10' Ivory Raceway

INSULATING BUSHING

For 500 Raceway.



Locke#

P2645 SMS502 Insulating Bushing

RACEWAY SUPPORT STRAP

IVORY
For 500 Raceway



Locke#

P2646 SMS504 Strap for P2644

RACEWAY CONNECTION COVER

Ivory
For 500 Raceway.



Locke#

P2647 SMS506 Cover for P2644

COUPLING FOR 500 OR 700 RACEWAY



Locke#

P2648 SMS5701 Coupling for 500 or 700

SUPPORTING CLIP FOR 500 OR 700 RACEWAY



Locke#

P2649 SMS5703 Supporting Clip

MALE CONNECTOR BOX

Used when connecting raceway to a utility box.

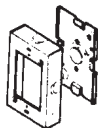


Locke#

P5683 SMS5781 1/2" Male Conn.

RACEWAY BOXES

Shallow Switch and Receptacle Box with cover and manufacturer screws - Ivory. 4 5/8" x 2 7/8" x 1" D.

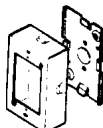


Locke#

P2650 SMS5748S Ivory Shallow Switch and Receptacle Boxes

SWITCH & RECEPTACLE BOX

with cover and manufacturer screws. Ivory. 4 5/8" x 2 7/8" x 1 1/8" D.

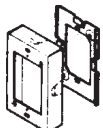


Locke#

P2651 SMS5747 Switch/Recpt. Box

EXTENSION ADAPTER WITH COVER

Extension Adapter with cover & mfg. screws - Ivory. 4 5/8" x 2 7/8" x 1" D.

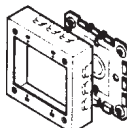


Locke#

P2652 SMS5751 Ivory Ext. Adapter

TWO-GANG SWITCH & RECEPTACLE BOX

Switch and Receptacle Box with cover and mfg. screws - Ivory. 7/4" x 4 3/4" x 1 1/8" D.

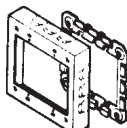


Locke#

P2653 SMS5747-2 2 Gang Box

TWO-GANG EXTENSION BOX

Switch & Recept. Box with cover & mfg. screws. Ivory. 4 3/4" x 4 3/4" x 1 1/8" D.



Locke#

P2654 SMS5751-2 2-Gang Ext. Box

ROUND FIXTURE BOX

Solid Brass with cover and mfg. screws - Ivory. For use in mounting lighting fixtures & smoke alarms. 5 1/2" Dia. x 1" D.




Locke#

P2655 SMS5758-A Ivory Fixt. Box

TEE FITTING WITH "TWIST-OUTS"

Extension Adapter with cover & mfg. screws - Ivory. 4 5/8" x 2 7/8" x 1" D.



Locke#

P2656 SMS5715 Ivory Tee Fitting with Twist out

COMBO. CONNECTOR

Combination Connector - Ivory. 2 1/2" x 1 3/8" x 1 1/8" D. With "twist-out" for 500 & 700 Raceway.



Locke#

P2657 SMS5785 Combo Connect

IVORY TWIST ELBOW

P2658



Locke#

P2658 SMS5711-RH RH Twist Elbow

ELBOWS FOR 500 RACEWAY 90° FLAT ELBOW

90° Flat Elbow - Ivory. For right angle turns on the same surface.



Locke#

P2661 SMS511 Ivory 90° Flat Elbow

90° INSIDE ELBOW

90° Inside Elbow - Ivory. For surfaces at right angle.



Locke#

P2662 SMS517 Ivory 90° Inside Elbow

90° OUTSIDE ELBOW

90° Outside Elbow. For surfaces at right angle.



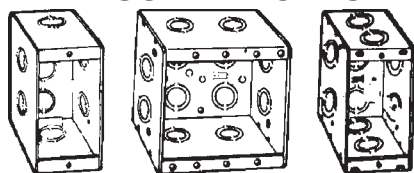
Locke#

P2663 SMS518 Ivory 90° Outside Elbow

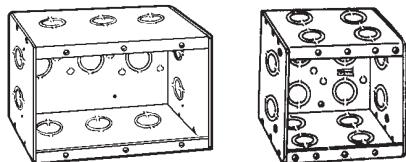
ALL BOX COVERS HAVE "TWIST-OUTS" TO ACCOMODATE 500 & 700 RACEWAYS.

METALLIC BOXES

COOPER Crouse-Hinds MASONRY BOXES



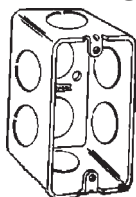
P0441 P0442 P0443



P0451 & P0452 P0444

Locke#	Description
P0441	2 1/2" Deep One Gang Box
P0442	2 1/2" Deep Two Gang Box
P0451	2 1/2" Deep Three Gang Box
P0452	2 1/2" Deep Four Gang Box
P0443	3 1/2" Deep One Gang Box
P0444	3 1/2" Deep Two Gang Box
P0453	3 1/2" Deep Three Gang Box
P0487	3 1/2" Deep Four Gang Box

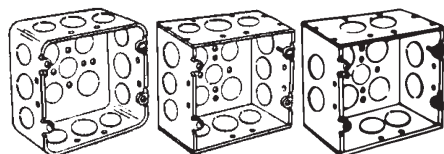
COOPER Crouse-Hinds HANDY SWITCH OR OUTLET BOX



1 1/8" deep with 1/2" conduit
K.O.s each end. 3 1/2" conduit
K.O.s each side; 3 1/2" conduit
K.O.s on bottom.

Locke#	Description
P0490	4 x 28" Handy Switch or Outlet box with 1/2" Knockouts

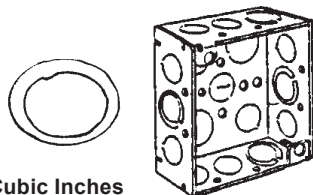
COOPER Crouse-Hinds STEEL 4 11/16" SQUARE BOXES



P2366 1 1/2" DEEP P2367 2" DEEP P6329 2 1/2" DEEP

Locke#	Knockouts	
	Side	Bottom
P2366	8-1/2", 4-3/4"	3-1/2", 2-3/4"
P2367	8-1/2", 4-3/4"	3-1/2", 2-3/4"
P6329	8-1"	3-1/2", 2-3/4"

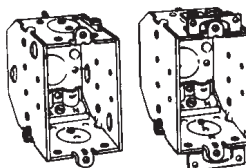
COOPER Crouse-Hinds STEEL 4" SQUARE BOXES CONDUIT KO's 1 1/2" DEEP



21.0 Cubic Inches
Removing the 1/2" knockout: the TKO knockout includes both 1/2" & 3/4" knockouts single tied with the 1/2" knockout slightly off-center. To remove the 1/2" knockout, push in & twist off.

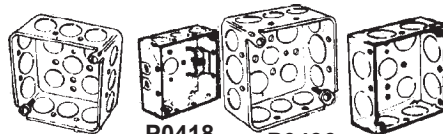
Locke#	Description
P2362	Steel 4" Square Boxes

COOPER Crouse-Hinds 3" X 2" BEVELED BACK GANGABLE STEEL BOXES

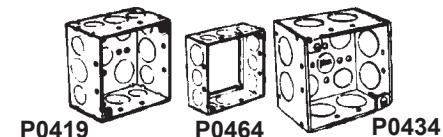


Locke#	Romex Depth	K.O.'s Ears	K.O.'s Clamps
P0424	2 1/4"	No	Yes
P0422	2 1/4"	Yes	Yes

COOPER Crouse-Hinds 4" SQUARE JUNCTION BOXES




P0435 P0418 P0436 P0429



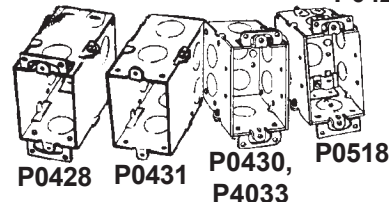
P0419 P0464 P0434

Locke#	Romex Depth	Romex Clamps	1/2" KO's	3/4" KO's	1" KO's
P0435	1 1/2"	No	Yes	No	No
P0436	1 1/2"	No	Yes	Yes	No
P0429	1 1/2"	No	No	Yes	No
P0418	1 1/2"	Yes	Yes	No	No
P0464	1 1/2"	No	Yes	Yes	No
P0419	2 1/8"	No	Yes	Yes	No
P0434	2 1/8"	No	No	No	Yes

COOPER Crouse-Hinds 3" X 2" SWITCH OR RECEPTACLE BOXES Gangable



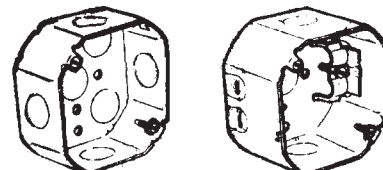
P0420 P0421 P0425 P0426 P0427



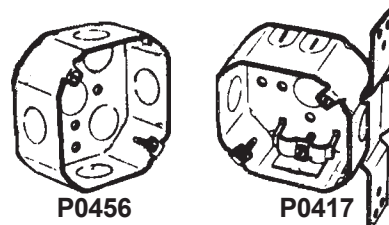
P0428 P0431 P0430, P0518 P0433

Locke#	Depth	Romex K.O.'s		K.O.'s	
		Ears	Clamps	1/2"	3/4"
P0421	1 1/2"	Yes	Yes	Yes	No
P0420	1 1/2"	Yes	No	Yes	No
P0425	2 1/2"	Yes	No	Yes	No
P0518	2 1/2"	Yes	Yes	Yes	No
P0433	2 3/4"	No	No	No	Yes
P0426	2 3/4"	Yes	No	Yes	No
P0430	3 1/2"	No	No	Yes	Yes
P0431	3 1/2"	No	No	Yes	No
P0427	3 1/2"	Yes	No	Yes	No
P0428	3 1/2"	Yes	Yes	Yes	No

COOPER Crouse-Hinds 4" OCTAGON BOXES



P0455 P0457

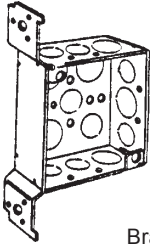


P0456 P0417

Locke#	Depth	Romex Conn.	Wall Bracket	K.O.'s	
				1/2"	3/4"
P0455	1 1/2"	None	None	Yes	No
P0456	1 1/2"	None	None	Yes	Yes
P0457	1 1/2"	Yes	None	Yes	No
P0417	1 1/2"	Yes	Yes	Yes	No
P5506	1 1/2"	Yes	Yes	Yes	No
P5507	2 1/8"	Yes	Yes	Yes	No

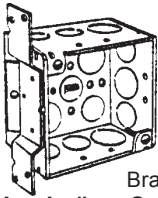
METALLIC BOXES

COOPER Crouse-Hinds
STEEL 4" SQUARE BOX
CONDUIT KO'S • 1½" DEEP
 For metal or wood studs 21.0 Cubic in.



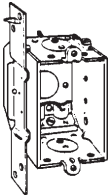
Locke#	Bracket & Setback	Knockouts	
		Side	Bottom
P0479	FM bracket	6x½" 3x¾"	3x½" 2x¾"

COOPER Crouse-Hinds
STEEL 4" SQUARE BOX
2½" DEEP
 For metal or wood studs 30.3 Cubic in.



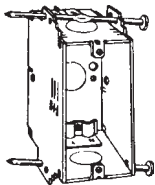
Locke#	Bracket & Setback	Knockouts	
		Side	Bottom
P0486	TSbracket	6x½" 3x¾"	3x½" 2x¾"

COOPER Crouse-Hinds
2¼" DEEP BEVELED BOX
CORNER GANGABLE 3" x 2"
 For metal or wood studs 10.5 Cubic in.



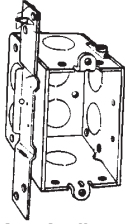
Locke#	Bracket & Setback	Knockouts	
		Side	Bottom
P0504	TS brkt.,	5/8"	3x½"

COOPER Crouse-Hinds
STEEL SWITCH BOX WITH
NM CLAMPS AND NAILS



Locke#		End Cable	Bottom Conduit

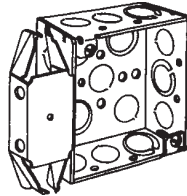
COOPER Crouse-Hinds
STEEL SWITCH BOX
CONDUIT KO'S • 2½" DEEP
GANGABLE • 3" x 2"
12.5 cubic inches



For wood or metal studs

Locke#		Brkt.,	Setback	KO's
P0520	504	TS Brkt.,	5/8"	8x½"

COOPER Crouse-Hinds
4" SQUARE BOX TKO
With STEEL STUD BRACKET



Locke#			
P4811	227	6½", 3-TKO, in side	3½", 2-TKO, in bottom

HUBBELL®
 Wiring Device-Kellems
STEEL STUD BRACKET
ONLY



On metal studs insert 980 BoxLoc bracket into box. Barbs hold it securely in place.

Locke#	
P4807	980 Steel Stud Bracket Only

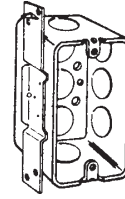
HUBBELL®
 Wiring Device-Kellems
UNIVERSAL PROTECTOR
PLATE



Reusable, Snap-on Protection for Power and Data Prefab & New Construction Protection Covers for use with Mudrings. Use with masonry boxes & multigang switch boxes

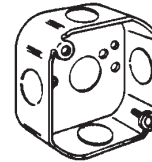
Locke#		
P6880	701F	1 gang protector plate
P6881	702F	2 gang protector plate
P6882	700F	2-3/4" Round plate
P6883	701FG	Gangable plate

Thomas&Betts
4"x2⅛"x1⅞" DEEP
STEEL HANDY BOX
CONDUIT KO'S
 For metal or wood studs 13.0 Cubic in.



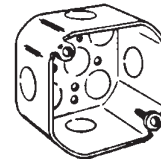
Locke#	Bracket & Setback	KOs
P0530	TS brkt., 5/8"	8x½"

COOPER Crouse-Hinds
3½" OCTAGON BOX
 1½" DEEP
 11.8 cubic in.



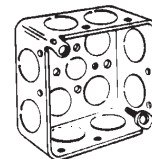
Locke#	Side KOs	Bottom KOs
P0459	4x½"	1x½"

COOPER Crouse-Hinds
4" OCTAGON BOX
 2½" DEEP
 21.5 cubic in.



Locke#	Side KOs	Bottom KOs
P0477	4x½"	5x½"

COOPER Crouse-Hinds
4" SQUARE BOX
 1½" DEEP-DRAWN
 21.0 cubic in.



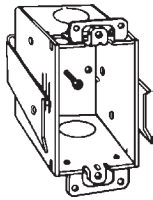
Locke#	Side KOs	Bottom KOs
P0478	8x¾"	1x½" + 4x¾"

HUBBELL®
 Wiring Device-Kellems
PLASTIC SUPPORT FOR
STEEL STUD BOX

Locke#		
P4808	978	Plastic Support for Steel Stud Box

BOXES

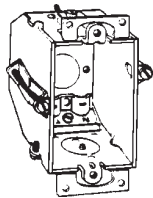
COOPER Crouse-Hinds
**3"x2" NON-GANGABLE
 STEEL SWITCH BOX**



Conduit Ko's
 2" Deep
 12.5 cubic in.,
 Old work, Ears

Locke# Knockouts
P0488 6 x 1/2" Grip tite

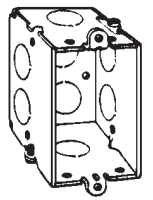
COOPER Crouse-Hinds
**3"x2" BEVELED CORNER
 GANGABLE BOX**



2 1/4" DEEP
 10.5 cubic in.,
 Non-metallic cable clamps
 Old work, Ears

Locke# Knockouts
P0505 3 x 1/2" Grip tite

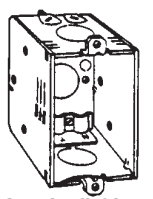
COOPER Crouse-Hinds
3"x2" GANGABLE BOX



2 1/2" DEEP
 12.5 cubic in.

Locke# Knockouts
P0519 8 x 1/2" 2 x 1/2" D Switch Box

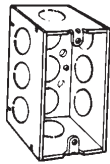
COOPER Crouse-Hinds
3"x2" GANGABLE BOX



2 1/2" DEEP
 Non-metallic Cable Clamps
 12.5 cubic in.

Locke# Knockouts
P0528 3 x 1/2" 2 x 1/2" D Switch Box

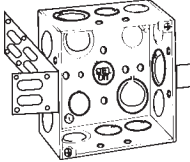
HUBBELL Wiring Device-Kellems
STEEL HANDY BOX



Conduit Ko's
 2 1/8" Deep
 16.5 cubic in.

Locke#
P0532 670RAC 2 1/8" D Switch Box

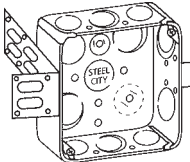
Thomas&Betts
4" SQUARE BOX



2 1/4" Deep. 30.3 cubic
 inch capacity

Locke#
P7090 52171-EW-SSX 4" Square
 Box

Thomas&Betts
4" SQUARE BOX

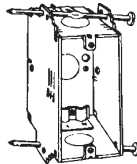


1 1/2" Deep. 21 cubic inch
 capacity

Locke#
P7091 52151-EF-SSX 4" Square
 Box


COOPER Crouse-Hinds
**SWITCH BOX WITH NM
 CLAMPS & NAILS**

End Cable - 4 Bottom Con. Conduit-1 1/2"



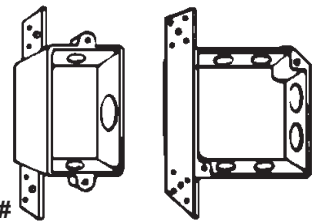
Locke#
P4813 355 Switch box

COOPER Crouse-Hinds
4" OCTAGON BOX




Locke#
P6330 150 With clamps and ears

Thomas&Betts
**OUTLET & SWITCH
 BOXES**



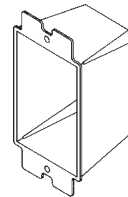
Locke#
P2398 1/2" KO Single Gang ENT
P2399 1/2" KO Two Gang

Thomas&Betts
SQUARE COVERS



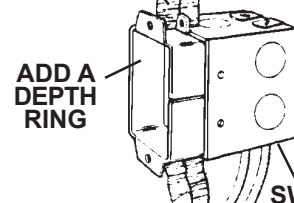
Locke#
P2493 1/2" Rise Single Gang
P2494 Blank Two Gang
P2495 1/2" Rise Two Gang

Arlington Industries, Inc.
PVC BOX EXTENDER



Locke#
P6011 BE1 Single Gang PVC Box
 Extender
P5999 BE2 Double Gang PVC Box
 Extender

Thomas&Betts
ADD A DEPTH RING
 For Switch Boxes Grounding
 NEW WALL SURFACE OLD WALL SURFACE



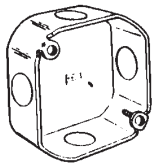
ADD A DEPTH RING
SWITCH BOX
 Add-A-Depth Ring extends switch box set
 too deep in a wall from 1/4" to 1". Two 1 1/8" long
 screws included.

Locke#
P0319 Add-A-Depth Ring

P | ELECTRIC

METALLIC BOX EXTENSIONS & COVER PLATES

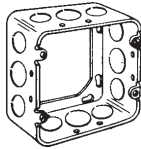
COOPER Crouse-Hinds
**4" OCTAGON BOX
 EXTENSION RING**



1½" deep with two ½" & two ¾" side conduit knockouts. 16.5 in².

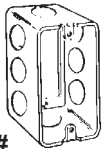
Locke#
P0463 Octagon Box Extension Ring

COOPER Crouse-Hinds
**4 11/16" SQUARE
 EXTENSION 1½" DEEP**



Locke#
P4821 8½" & 4¾" knockouts

COOPER Crouse-Hinds
HANDY BOX EXTENSION



4" x 2½" x 1⅞" deep. 1½" knockout each end; 3½" knockouts each side. 13.0 cubic in. capacity.

Locke#
P0494 4" Handy Box Extension

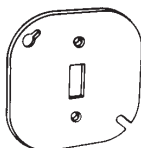
COOPER Crouse-Hinds
BLANK COVER



Captive Screws Included
 Bracket & Setback


Locke#
P0318 Blank Handy Box Cover

COOPER Crouse-Hinds
**4" ROUND COVER FLAT
 TOGGLE SWITCH**



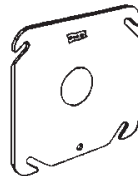
Locke#
P4814 729 4" Round Flat, Toggle

COOPER Crouse-Hinds
**4" ROUND FLAT COVER
 DUPLEX RECEPTACLE**



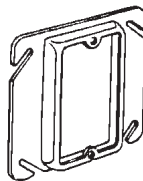
Locke#
P4815 731 4" Round Flat Duplex

COOPER Crouse-Hinds
4" SQUARE COVER



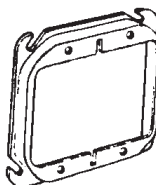
Locke#
P0437 Flat, ½" knockout

COOPER Crouse-Hinds
**4" SWITCH COVER FOR 1
 DEVICE**



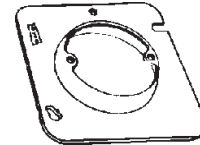
Locke#
P0439 ½" Rise
P0316 5/8" Rise
P9812 ¾" Rise
P0432 1" Rise
P6605 1¼" Rise

COOPER Crouse-Hinds
**4" PLASTER RINGS FOR
 TWO DEVICES**



Locke#
P2365 Flat plaster ring cover
P0440 ½" Rise plaster ring cover
P0317 5/8" Rise plaster ring cover
P9813 ¾" Rise plaster ring cover
P0328 1" Rise plaster ring cover
P0329 1¼" Rise plaster ring cover

COOPER Crouse-Hinds
**4" SQUARE PLASTER
 RING COVER**



Raised ⅝" opening.
 Device ears tapped on 2¾" centers.

Locke#
P0438 ⅝" Rise
P0454 1" Rise

COOPER Crouse-Hinds
4" ROUND COVER



Fits 4" Octagon box

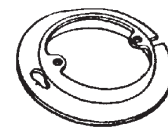
Locke#
P0460 Solid
P0461 With ½" K/O

COOPER Crouse-Hinds
3½" ROUND COVER



Locke#
P0533 Fits 4" octagon box


COOPER Crouse-Hinds
4" ROUND PLASTER RING



Raised ⅝", open, device
 ears tapped on 2¾" centers. 3.8 cubic in.

Locke#
P0462 4" Round Plaster Ring

COOPER Crouse-Hinds
SWITCH PLATE COVER

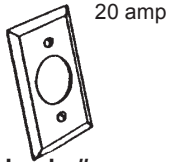


Locke#
P0491 Cover for Handy box

P | **ELECTRIC**


METALLIC BOX COVER PLATES

COOPER Crouse-Hinds
SINGLE RECEPTACLE COVER



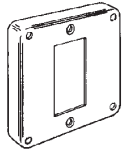
20 amp
Locke#
P0489 867 Single 1.594" Dia. hole
P2360 863 Single 1.406" Dia. hole

COOPER Crouse-Hinds
DUPLEX RECEPTACLE COVER



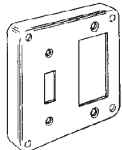
Locke#
P0493 Metal Cover for Handy box

COOPER Crouse-Hinds
4" SQUARE COVER
EXPOSED WORK GFI



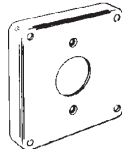
Locke#
P4816 808 4" Square GFI

COOPER Crouse-Hinds
4" SQUARE COVER
EXPOSED WORK TOGGLE GFI



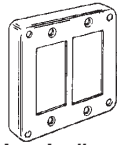
Locke#
P4817 814 4" Square, Toggle GFI

COOPER Crouse-Hinds
4" SQUARE COVER
EXPOSED SINGLE RECEPTACLE



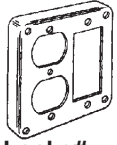
Locke#
P4820 801 Single Recept., 1.406"
P6530 812 Single Recept., 1.594"

COOPER Crouse-Hinds
4" SQUARE COVER
EXPOSED WORK GFI & GFI




Locke#
P4818 809 4" Square, GFI & GFI

COOPER Crouse-Hinds
4" SQUARE COVER
EXPOSED WORK DUPLEX & GFI

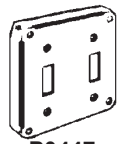


Locke#
P4819 915 4" Sq. Duplex & GFI

COOPER Crouse-Hinds
4" SQUARE COVERS



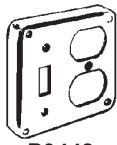
P0445



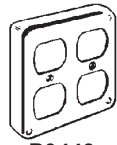
P0447



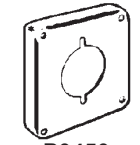
P0446



P0448



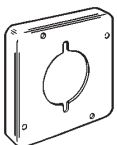
P0449



P0450

Locke#
P0445 1- Toggle Switch Cover
P0446 Single Receptacle Cover
P0447 2- Toggle Switch Cover
P0448 Duplex Rec. Toggle Switch Cover
P0449 Duplex Receptacle Cover
P0450 30/50 Amp 4" Recept. Cover

COOPER Crouse-Hinds
4 1/16" RS CVR FOR SINGLE RECEPTACLE
2.141" Diameter 30A-50A



Locke#
P2378 878 4 1/16" RS CVR for Single Receptacle

COOPER Crouse-Hinds
4 1/16" SQUARE COVER



Locke#
P2369 4 1/16" Raised, 5/8" open

COOPER Crouse-Hinds
4 1/16" SWITCH RECEPTACLE COVER



Locke#
P2370 843 4 1/16" Switch Rec.

COOPER Crouse-Hinds
4 1/16" SWITCH RECEPTACLE COVER
2 Devices, Raised 5/8"




Locke#
P2371 818 4 1/16" Raised Cover

COOPER Crouse-Hinds
4 1/16" DUPLEX RECEPTACLE COVER
Exposed work - Raised 1/2".
10.3 cubic inches.



Locke#
P2374 972 4 1/16" Duplex Rec.


COOPER Crouse-Hinds
4 1/16" TWO DUPLEX RECEPTACLE COVER
Exposed work - Raised 1/2". 10.3 cubic inches, 20A



Locke#
P2375 979 4 1/16" 2 Duplex Receptacle Raised Cover

METALLIC BOXES

COOPER Crouse-Hinds
4 1/16" SINGLE RECEPTACLE COVER

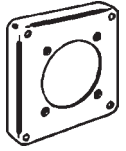


Exposed work Raised 1/2". 10.3 cubic inches, 20 amp. 1.594 diameter.

Locke#

P2376 887 4 1/16" Raised Cover

COOPER Crouse-Hinds
STEEL 4" SQUARE COVER

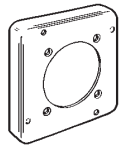


Combo. Square-Drawn & Tile Cover, Exposed work - Raised 1/2", 7.3 cubic inches, 30-60A receptacle, 2.625 Diameter

Locke#

P2359 813 4" Raised Cover

COOPER Crouse-Hinds
4 1/16" RS CVR FOR SINGLE RECEPTACLE



2.625" Diameter 30A-50A

Locke#

P2379 888 4 1/16" Raised Cover

COOPER Crouse-Hinds
4 1/16" SQUARE COVER



Locke#

P2368 4 1/16" Square Flat, 1/2" KO

COOPER Crouse-Hinds
4" ROUND COVER

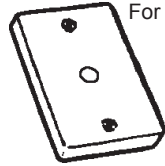


Raised 1/2" open Ears - 2 3/4" O.C.

Locke#

P2361 737 4" Round Cover

Thomas & Betts
BLANK PLATE COVER




For handy Box, with 1/2" k/o

Locke#

P0492 Blank Plate Cover

Metallics Inc.
CEILING COVER PLATE



TEMPORARY - PERMANENT

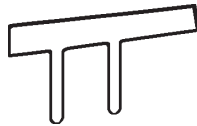
5 1/4" canopy with adjustable strap and screws for 3" or 4" outlet boxes. White color blends with most installations.

Locke#

P4304 CP-5 5 1/4" Ceiling Cover Plate, 100 Pack




GRIP-LOK BOX SUPPORTS



Locke#

P0415 1 Pr. Box Supports-Grip-Lok

ERICO
CADDY FASTENERS OLD WORK BOX MOUNT



- One-piece, break-apart design is easy to handle
- Works on drywall, lathe and plaster up to 1.5" thick; only a drywall saw required
- No Load Rating - Positioning Only

Locke#

P0466 DSI2A Old Work Box Mount

Metallics Inc.
GROUNDING CLIP



Use on switch and outlet boxes where nonmetallic cable sizes 12 and 14, or aluminum ground wire are installed.

Locke#

P0416 975 Grounding Clip

ENGINEERED PRODUCTS CO.
8" GROUNDING PIG-TAILS



Locke#

P0395 GGP-1482 Captured screw & bare fork, #14 Gauge wire


GREEN GROUNDING SCREWS



Locke#

P0396 1032TC 10-32 x 3/8" Hex washer head, self-tapping screw

MONO-SYSTEMS, INC.
 UNIQUE CABLE DISTRIBUTION SOLUTIONS
TELEPOWER POLE 20A 125V RECEPTACLES



Locke#


P4627 SPS2201-1 10' Ivory Mono System Telepower Pole: 20A 125V Receptacles

P4628 SPS2202-1 12' Ivory Mono System Telepower Pole: 20A 125V Receptacle

NONMETALLIC BOXES

Pass & Seymour
L1 legrand

QUICK-CLICK PVC BOX



Locke#

P4523 S118R 18 cu. in. Quick-Click PVC Box 1 Gang

P4524 S122R 22 cu. in. Quick-Click PVC Box 1 Gang

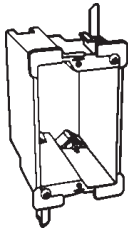
P4525 S235RAC 35 cu. in. Quick-Click PVC Box 2 Gang

P4526 S354RAC 54 cu. in. Quick-Click PVC Box 3 Gang

P6336 S468RAC Nail On PVC Box 4 Gang

Pass & Seymour
L1 legrand

QUICK-CLICK PVC BOX



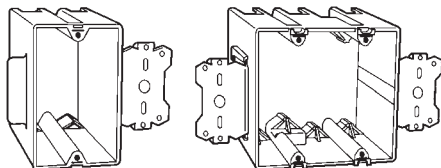
Locke#

P6337 S1-18W Old Work Quick-Click PVC Box 1 Gang

P6335 S2-32-W Old Work Quick Click PVC Box 2 Gang

Pass & Seymour
L1 legrand

QUICK-CLICK PVC BOX



P4545

P4546

Locke#

P4545 S1-18-S50 Quick-Click PVC Box w/ Bracket 1 Gang

P4546 S2-35-S50AC Quick-Click PVC Box w/ Bracket 2 Gang

P4547 S3-54-S50AC Quick-Click PVC Box w/ Bracket 3 Gang

Thomas & Betts

RECESSED DUAL-VOLTAGE 3-GANG OLD WORK BOX

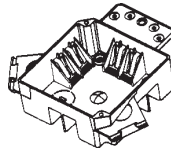


Locke#

P0259 SC300PRB Recessed Dual-Voltage 3-gang Old Work Box

Thomas & Betts

SHALLOW PVC BOX




Locke#

P6562 B418A 18 cubic inch, Shallow 4 Square PVC Box

Thomas & Betts

18 IN³ NONMETALLIC BOX




Locke#

P0270 B118A 18 cubic inch Single gang box

Thomas & Betts

22 IN³ NONMETALLIC BOX




Locke#

P0271 B120A 22 cubic inch Single gang box

Thomas & Betts

2G NONMETALLIC BOX

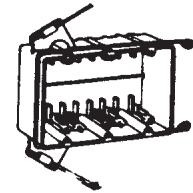


Locke#

P0272 B232A Two gang box

Thomas & Betts

3G NONMETALLIC BOX

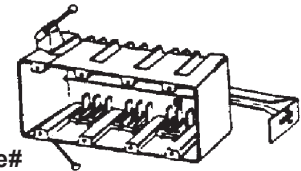


Locke#

P0273 B344A Three gang box

Thomas & Betts

NONMETALLIC BOX

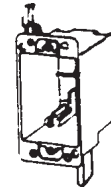


Locke#

P0274 B455A Four gang box

Thomas & Betts

NONMETALLIC BOX



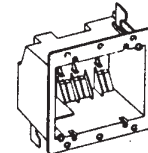
Locke#

P0277 B114R 14 inch² 1 Gang

P0278 B120R 20 inch² 1 Gang

Thomas & Betts

NONMETALLIC BOX

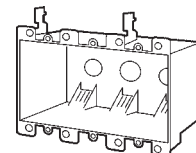


Locke#

P0275 B225R 25 inch² 2 Gang

Thomas & Betts

NONMETALLIC OLD WORK BOX



Locke#

P0266 B355R 55 inch² 3 Gang

P0267 B468R 68 inch² 4 Gang

P | ELECTRIC

NONMETALLIC BOXES

Arlington Industries, Inc.

INDOOR IN BOX RECESSED ELECTRICAL BOX



Allows items such as furniture or counter top items like coffee makers to be placed closer to the wall.

- Non-metallic
- Trim plate is textured and paintable
- Accepts most single gang wiring devices
- Uses standard indoor wall plates or GFCI cover plates. Single-gang version includes one of each

Locke#

P5745 DVFR1W Recessed Box

P5746 DVFR2W Recessed Box



ALLIED MOULDED PRODUCTS, Inc.

4" ADJUSTABLE OUTLET BOX



Locke#

P4664 SB-CB 4" Round Ceiling SLIDERBOX® 26 Cubic In.



ALLIED MOULDED PRODUCTS, Inc.

4" ADJUSTABLE FAN SUPPORT BOX



Locke#

P4665 SB-CBFR 4" Round Fan SLIDERBOX® 26 Cubic In.



ALLIED MOULDED PRODUCTS, Inc.

1 GANG ADJUSTABLE BOX



Locke#

P4519 SB-1 1 Gang SLIDERBOX® 23 Cubic In.

P4660 SB-1H 1 Gang Horizontal SLIDERBOX® 23 Cubic In.



ALLIED MOULDED PRODUCTS, Inc.

2 GANG ADJUSTABLE BOX



Locke#

P4661 SB-2 2 Gang SLIDERBOX® 42 Cubic In.



ALLIED MOULDED PRODUCTS, Inc.

3 GANG SLIDERBOX®



Locke#

P4662 SB-3 3 Gang SLIDERBOX® 61 Cubic In.



ALLIED MOULDED PRODUCTS, Inc.

4 GANG ADJUSTABLE BOX



Locke#

P4663 SB-4 4 Gang SLIDERBOX® 74.8 Cubic In.

Arlington Industries, Inc.

ONE-BOX™ NON- METALLIC OUTLET BOXES

For new or retrofit construction.



- Removable, adjustable, and remountable even after the wall is in place
- Mounts directly to a wood or steel stud for a super secure installation
- Angled screws inside the ONE-BOX affix it firmly to the stud no wobble
- Two hour fire rating

Locke#

P1636 F101 1-gang, 22.5 in²

P1637 F101 2-gang, 42 in²

P1638 F101 3-gang, 61 in²

P1639 F101 4-gang, 80 in²

Thomas & Betts

"GRIP-ON" GO BOX FOR RESIDENTIAL

Nail free mounting. 23 in². UL listed



Locke#

P0423 GO-23-FS Nail free Go-Box



ALLIED MOULDED PRODUCTS, Inc.

PVC OUTLET BOX

FLEXBOX®
Nails, Molded- in Wire
Speed Clamps™



Locke#

P0401 P241 1 gang 24 cubic in.

P0367 P442 2 gang 43.5 cubic in.

P0368 P643 3 gang 64 cubic in.

NONMETALLIC BOXES



ALLIED MOULDED PRODUCTS, Inc.

FIBERGLASS PLASTER RING



P0413

P0414

Use With P0412

Locke#

P0413 9345 1 Gang Ring

P0414 9346 2 Gang Ring



ALLIED MOULDED PRODUCTS, Inc.

1 GANG BOX

FIBERGLASSBOX™
Nails, Knockouts



Locke#

P0402 1096N 18 cu. in., 1 Gang

P0403 1098N 20.5 cu. in., 1 Gang

P3471 1099N 22.5 cu. in., 1 Gang



ALLIED MOULDED PRODUCTS, Inc.

2 GANG BOX

FIBERGLASSBOX™
Nails, Wire Speed "K"
Klamps



Locke#

P0404 2300NK 2 gang, 32.5 in³.

P0410 2302NK 2 gang, 37 in³.



ALLIED MOULDED PRODUCTS, Inc.

2 GANG CUT-IN BOX



FIBERGLASSBOX™
Metal ears and wings, Wire Speed "K"
Klamps

Locke#

P5319 9312EWK 28 cubic in.



ALLIED MOULDED PRODUCTS, Inc.

1 GANG CUT-IN BOX

FIBERGLASSBOX™
Metal ears and wings, Wire Speed "K"
Klamps



Locke#

P0400 9363EW 1 gang 16 in³.



ALLIED MOULDED PRODUCTS, Inc.

4" SQUARE JUNCTION BOX

FIBERGLASSBOX™
Nails, Wire Speed "K"
Klamps, Plaster Ring Screws



Locke#

P0412 9343NK 32.3 in³. Junction box



ALLIED MOULDED PRODUCTS, Inc.

3 GANG BOX

FIBERGLASSBOX™
Nails, Wire Speed "K"
Klamps



Locke#

P0405 3300NK 3 gang 46 in³.

P3480 3303NK 3 gang 56.5 in³.



ALLIED MOULDED PRODUCTS, Inc.

4 GANG BOX

FIBERGLASSBOX™
Nails, Wire Speed "K"
Klamps



Locke#

P0406 4300NK 4 gang 60 in³

P4517 4304NK 4 gang 75 in³



ALLIED MOULDED PRODUCTS, Inc.

5 GANG BOX

FIBERGLASSBOX™
Nails, Wire Speed "K" Klamps, Stabilizer Bar



Locke#

P4518 5305NBK726 5 gang 94 in³



ALLIED MOULDED

LOW VOLTAGE PARTITIONS



Use with P0410, P3480,
P4517 and P4518

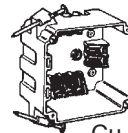
Locke#

P3472 LVP-1 Partition



HUBBELL®
Wiring Device-Kellems


4" PVC BOX WOOD/METAL STUDS NM CLAMPS



Locke#

P4810 7232RAC 33 2 1/8"

Thomas & Betts PVC BOX




Locke#

P2027 SN236 36 cu. in., 2 Gang

P2028 SN357 46 cu. in., 3 Gang

COOPER Crouse-Hinds

PVC BOX

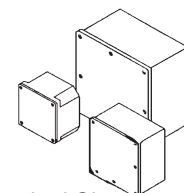


Locke#

P2026 TP1800 18 cu. in., 1 Gang

P2029 TP2000 21 cu. in., 1 Gang

PVC MOLDED JUNCTION BOXES WITH GASKETS



Locke# Nominal Size

P1569 4' x 4' x 4" PVC J Box

P1570 6" x 6" x 4" PVC J Box

P1571 8" x 8" x 4" PVC J Box

P1572 12" x 12" x 6" PVC J Box

Ch EETAh S PEEd SYSTEM BOXES & PARTS



CEILING BOX



Locke#

P8660 3012-C00 3" Ceiling Box 20cu



CUT IN BOX



Locke#

P8651 3003-C00 1-Gang Cut In Box
18 Inches²



"BIG-A" OUTLET BOX



Locke#

P8652 3004-C00 1 Gang Big Box
23cu"

P8655 3007-C00 2 Gang Big Box
40cu"

P8657 3009-C00 3 Gang Big Box
60cu"

P8659 3011-C00 4 Gang Big Box
78cu"



MIXED VOLTAGE DIVIDER (BIG-A)



Locke#

P8671 4004-C00 Mixed Volt Divider



DATA COM OUTLET BOX



Locke#

P8653 3005C-C 1 Gang Datacom
Box



WALL SPEED ANCHOR



Locke#

P8668 4000-C00 Wall Speed Anchor
30mm



BLANK WALL PLATE ADAPTER



Locke#

P8672 4005C-C00 Blank Wall Plate
Adapter



UNIVERSAL ADAPTER



Locke#

P8673 4006-C-C00 Universal
Adapter



1 GANG SPARK RING



- Spark Arrestor from Wall to Cheetah Outlet Box
- Flush to wall - slides into Cheetah Boxes
- UL 514C 3rd Ed. - CAN/CSA 22.2 NO. 18-98
- Protective sleeve from device to outlet box
- Polycarbonate Composite

Locke#

P8665 3019-C00 Spark Ring 1-Gang



KEYLESS LAMP HOLDER



Locke#

P8675 4008C-C00 Keyless Lamp
Holder



TAYMAC CLEAR BUBBLE COVER WITH 15AMP GFCI



Locke#

P8901 86594-CGY Taymac Multimac
Bubble Cover with 15a GFCI

Ch EETAH S PEEd SYSTEM RECEPTACLES



DRYER & RANGE RECEPTACLES



Locke#	Part #	Description
P8620	278-C00	Dryer Receptacle with Plate 30a
P8621	279-C00	Range Receptacle with Plate 50a



20 AMP SIMPLEX RECEPTACLE



Locke#	Part #	Description
P8740	5801-C0T	Single Receptacle 20a Light Almond
P8694	5801-C0W	20a Single Receptacle White



DUPLEX RECEPTACLES



Locke#	Part #	Description
P8690	7000-C0I	Duplex Receptacle 15a Ivory
P8736	7000-C0T	Duplex Receptacle 15a Light Almond
P8613	7000-C0W	Duplex Receptacle 15a White
P8607	7000-C0E	Duplex Receptacle 15a Black
20 amp		
P8737	7010-C0T	Duplex Receptacle 20a Light Almond
P8691	7010-C0W	Duplex Receptacle 20a White



DESIGNER RECEPTACLE



Locke#	Part #	Description
P8738	7020-C0T	Designer Receptacle 15a Light Almond
P8692	7020-C0W	Designer Receptacle 15a White
P8674	7020-C0I	Designer Receptacle 15a Ivory



15 AMP 2006 GFCI RECEPTACLE



Locke#	Part #	Description
P8695	7599-C0I	GFCI with LED 15a Ivory
P8739	7599-C0T	GFCI with LED & Plate 15a Light Almond
P8618	7599-C0E	GFCI with LED 15a White



DESIGNER GFCI WITH LED - 20A SCREW-LESS WALLPLATE INCLUDED



Locke#	Part #	Description
P8696	7899-C0I	GFCI with LED & Plate 20a Ivory
P8742	7899-C0T	GFCI with LED & Plate 20a Light Almond
P8619	7899-C0W	GFCI with LED & Plate 20a White



TAMPER RESISTANT DUPLEX RECEPTACLES



Locke#	Part #	Description
P8650	T5320-C0W	TR Duplex Receptacle 15a White
P8647	T5320-C0T	TR Duplex Receptacle 15a Light Almond

P | ELECTRIC

We Do More Than Just Meet our CoMPeTition, We Beat Them. CoMPare our PriCes and save!!

We aPPr eCiate Your Bus in ess!

ChEETAh S PEEd SYSTEM SWITCHES & JACKS



1P TOGGLE SWITCH



Locke#

P8677	6000-C0I	1P 15a Ivory
P8697	6000-C0T	1P 15a Light Almond
P8600	6000-C0W	1P 15a White
P8605	6000-C0E	1P 15a Black



3W TOGGLE SWITCH



Locke#

P8678	6010-C0I	3W 15a Ivory
P8725	6010-C0T	3W 15a Light Almond
P8601	6010-C0W	3W 15a White
P8714	6010-C0E	3W 15a Black



4W TOGGLE SWITCH



Locke#

P8679	6020-C0I	4W 15a Ivory
P8726	6020-C0T	4W 15a Light Almond
P8602	6020-C0W	4W 15a White
P8706	6020-C0E	4W 15a Black



1P TOGGLE STACK



Locke#

P8683	6200-C0I	1P Stack 15a Ivory
P8606	6200-C0W	1P Stack 15a White



SINGLE POLE DESIGNER SWITCH



Locke#

P8680	6030-C0I	1 Pole Designer 15a Ivory
P8727	6030-C0T	1 Pole Designer Switch Light Almond
P8599	6030-C0W	1 Pole Designer 15a Switch White



3W DESIGNER SWITCH



Locke#

P8728	6040-C0T	3W Designer Light Almond
P8741	6040-C0W	3W Designer White
P8698	6040-C0E	3W Designer Black
P8693	6040-C0I	3W Designer Ivory



4W DESIGNER SWITCH



Locke#

P8729	6050-C0T	4W Designer Light Almond
P8689	6050-C0E	4W Designer Black
P8688	6050-C0I	4W Designer Ivory
P8687	6050-C0W	4W Designer White



DESIGNER PHONE JACK



Locke#

P8703	CH149-I	Ivory Phone Jack
P8743	CH149-T	Light Almond Phone Jack
P8622	CH149-W	White Phone Jack
P8699	CH149-W	White Renu Designer Phone Jack
P8603	CH149-E	Black Phone Jack



DESIGNER COAX JACK



Locke#

P8704	CH181-I	Ivory Coax Jack
P8744	CH181-T	Light Almond Coax Jack
P8700	CH181-W	White Coax Jack



DESIGNER TELEPHONE/ COAX CABLE JACK



Locke#

P8701	CH159-I	Ivory Telephone/Coax
P8745	CH159-T	Light Almond Telephone/Coax
P8624	CH159-T	White Telephone/Coax
P8604	CH159-E	Black Telephone/Coax

P | ELECTRIC

Ch EETAH S PEEd SYSTEM dATACOM & WALLPLATES



1P DATACOM



Locke#

P8702	5000C-C0I	1P Datacom Ivory
P8746	5000C-C0T	1P Datacom Light Almond
P8625	5000C-C0W	1P Datacom White
P8719	5000C-C0E	1P Datacom Black



2P DATACOM



Locke#

P8747	5010C-C0T	2P Datacom Keystone Mount Light Almond
P8722	5010C-C0E	2P Datacom Black
P8721	5010C-C0I	2P Datacom Ivory
P8720	5010C-C0W	2P Datacom White



3P DATACOM



Locke#

P8748	5020C-C0T	3P Datacom Light Almond
--------------	-----------	-------------------------



6P DATACOM



Locke#

P8749	5040C-CAL	6P Datacom Light Almond
--------------	-----------	-------------------------



1 GANG TOGGLE PLATE



Locke#

P8707	PJ1C-C0I	1G Switch Ivory
P8750	PJ1C-C0T	1G Switch Light Almond
P8630	PJ1C-C0W	1G Switch White
P8609	PJ1C-C0E	1G Switch Black



2 GANG TOGGLE PLATE



Locke#

P8708	PJ2C-C0I	2G Switch Ivory
P8751	PJ2C-C0T	2G Switch Light Almond
P8631	PJ2C-C0W	2G Switch White
P8610	PJ2C-C0E	2G Switch Black



3 GANG TOGGLE PLATE



Locke#

P8709	PJ3C-C0I	3G Switch Ivory
P8752	PJ3C-C0T	3G Switch Light Almond
P8632	PJ3C-C0W	3G Switch White
P8611	PJ3C-C0E	3G Switch Black



4 GANG TOGGLE PLATE



Locke#

P8710	PJ4C-C0I	4G Switch Ivory
P8753	PJ4C-C0T	4G Switch Light Almond
P8633	PJ4C-C0E	4G Switch White
P8623	PJ4C-C0E	4G Switch Black



1 GANG DESIGNER PLATE



Locke#

P8711	SJ26C-C0I	1G Designer Ivory
P8754	SJ26C-C0T	1G Designer Light Almond
P8634	SJ26C-C0W	1G Designer White
P8612	SJ26C-C0E	1G Designer Black



2 GANG DESIGNER PLATE



Locke#

P8755	S262C-C0T	2G Designer Light Almond
P8712	S262C-C0W	2G Designer White
P8616	S262C-C0E	2G Designer Black
P8615	S262C-C0I	2G Designer Ivory



3 GANG DESIGNER PLATE



Locke#

P8636	S263C-C0I	3G Switch Ivory
P8756	S263C-C0T	3G Designer Light Almond
P8713	S263C-C0W	3G Designer White
P8626	S263C-C0E	3G Switch Black



4 GANG DESIGNER PLATE



Locke#

P8757	S264C-C0T	4G Designer Light Almond
P8637	S254C-C0I	4G Designer White
P8628	S264C-C0E	4G Designer Black
P8627	S264C-C0I	4G Designer Ivory

Ch EETAh S PEEd SYSTEM WALLPLATES



1 GANG DUPLEX PLATE



Locke#

P8715	PJ8C-C0I	1G Duplex Ivory
P8758	PJ8C-C0T	1G Duplex Light Almond
P8638	PJ8C-C0W	1G Duplex White
P8614	PJ8C-C0E	1G Duplex Black



2 GANG DUPLEX PLATE



Locke#

P8716	PJ82C-C0I	2G Duplex Ivory
P8759	PJ82C-C0T	2G Duplex Light Almond
P8639	PJ82C-C0W	2G Duplex White



1 GANG BLANK PLATE



Locke#

P8760	PJ13C-C0T	1G Blank Light Almond
P8640	PJ13C-C0W	1G Blank White



2 GANG BLANK LATE



Locke#

P8761	PJ23C-C0T	2G Blank Light Almond
P8641	PJ23C-C0W	2G Blank White



2 GANG TOGGLE/DUPLEX WALLPLATE



Locke#

P8763	PJ18C-C0T	1 Toggle / 1 Duplex Plate Light Almond
P8643	PJ18C-C0W	1 Toggle / 1 Duplex Plate White



3 GANG TOGGLE/TOGGLE/DUPLEX WALLPLATE



Locke#

P8723	PJ21C-C0I	2 Toggle / 1 Duplex Plate Ivory
P8766	PJ21C-C0T	2 Toggle / 1 Duplex Plate Light Almond
P8646	PJ21C-C0W	2 Toggle / 1 Duplex Plate White



2 GANG DUPLEX/DESIGNER WALLPLATE



Locke#

P8764	P826C-C0T	1 Designer / 1 Duplex Plate Light Almond
P8644	P826C-C0W	1 Designer / 1 Duplex Plate White



2 GANG TOGGLE/DESIGNER WALLPLATE



Locke#

P8762	P126C-C0T	1 Designer / 1 Toggle Plate Light Almond
P8642	P126C-C0W	1 Designer / 1 Toggle White



3 GANG TOGGLE/TOGGLE/DESIGNER WALLPLATE

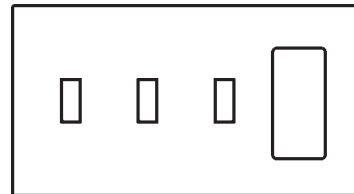


Locke#

P8765	P226C-C0T	2 Toggle / 1 Designer Plate Light Almond
P8645	P226C-C0W	2 Toggle / 1 Designer Plate White



4-GANG THREE TOGGLE/DESIGNER WALL PLATE



Locke#

P8767	2262C-C0T	3 Toggle / 1 Designer Plate Light Almond
-------	-----------	--

**Thank You For
Your Business!**

P | ELECTRIC

FLOOR BOXES & COVERS

Thomas & Betts WOOD SUB-FLOORS- ADJUST-A-BOX®



One gang 20 cu.in. Non-metallic Adjust-A-Box® residential floor box kit with tamper-resistant duplex receptacle and brass cover.

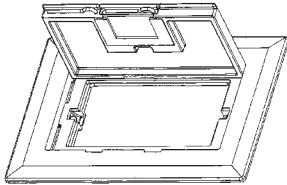
Kit includes box, cover, duplex receptacle, new

and old work brackets, green ground screw and mounting hardware.

Locke#

P1579 B121BFBB Floor box

Thomas & Betts FLOOR BOX COVERS



Locke#

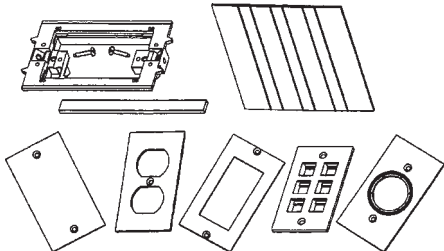
P3862	E9761C	1 gang	Carmel
P3865	E9761BR	1 gang	Brass
P3866	E9762C	2 gang	Carmel
P3869	E9762BR	2 gang	Brass
P3870	E9763C	3 gang	Carmel
P3873	E9763BR	3 gang	Brass

Thomas & Betts GANGABLE FLOOR BOX



Locke#

P3860 E976RFB Floor box



Locke#

P3861 E976AK2 Activation kit, 1 required per gang

Thomas & Betts SINGLE FLOOR BOX AND SERVICE FITTINGS SYSTEM




Includes:

- 1- Floor Box Base,
- 1- Disposable Pouring Cap,
- 2- 1"x $\frac{3}{4}$ " Reducer Plugs,
- 3- $\frac{3}{4}$ "x $\frac{1}{2}$ " Reducer Plugs. With self-leveling feature.

Locke#

P1580 E971FB Single floor box & fittings


Thomas & Betts FLOOR BOX DIVIDER FOR MULTI-SERVICE



Locke#

P5718 E973K Multi-Service Divider

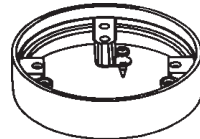
Thomas & Betts $\frac{3}{4}$ " PVC Y CONNECTOR



Locke#

P5721 E972Y $\frac{3}{4}$ " PVC "Y" Connector

Thomas & Betts METAL COVER ADAPTER



Adapter accommodates applications where brass or aluminum covers are required. May be used with single or duplex receptacles.

Includes gasket and grounding provision for metal cover.

Locke#

P1584 E97ABR2 Adapter for Floor Box

Thomas & Betts TWO DOOR BRASS DUPLEX FLOOR COVER.



- Screws concealed under doors
- Gasketed for watertight applications

Locke#

P2639 E97BR2 Two door brass cover.

Thomas & Betts BRASS POWER/DATA FLOOR COVER



- Voltage divider included
- Data inserts not included

Locke#

P2643 E97BR2D Brass floor cover

Thomas & Betts BRASS POWER/DATA FLOOR BOX COVER



Brass floor box cover with 1 $\frac{1}{4}$ "NPS opening for single receptacle

Locke#

P2642 E97BRG 1 $\frac{1}{4}$ " Outlet Cover

Thomas & Betts BRASS POWER/DATA FLOOR COVER



No additional Carpet Plate Required.

Locke#

P2640 E97BR Duplex Brass Cover

Thomas & Betts DUPLEX PLASTIC FLUSH MOUNT COVER



Includes blank cover and gasket for positive water seal when not in service.

Locke#

P1582 E97DSC Carmel plastic cover

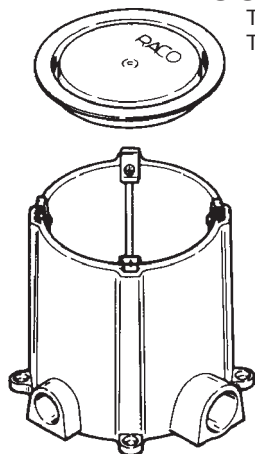
P1578 E97DSB Brown plastic cover

FLOOR BOXES AND COVERS & SIDING BOXES



PVC FLOOR BOX

Two 1" openings &
Two 2 3/4" openings




Locke#

P4824 5511 PVC Floor Box



BRASS TILE FLANGE FOR PVC BOX




Locke#

P4829 6298 Brass Tile Flange for
P4828 Adapter Ring



PVC COVER ASSEMBLY



Consists of: 6244 Adapter Ring, 6259 Carpet
Flange, and 6268 Receptacle cover.

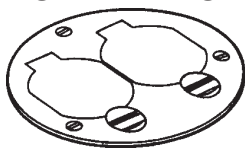
Locke#

P4826 6260 Ivory PVC Cover

P4827 6299 Gray PVC Cover



BRASS DUPLEX COVER FOR PVC BOX



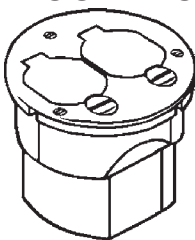
4 1/4" dia.

Locke#

P4831 6249 Brass Duplex Cover



CAST IRON FLOOR BOX FOR WOOD FLOORS

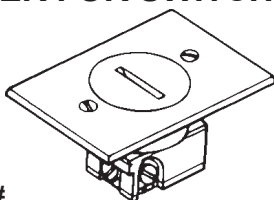


Locke#

P6318 6224 Cast Iron Floor Box
with Cover for Wood Floors



RECEPTACLE & BRASS COVER FOR SWITCH BOX



Locke#

P6532 5236 Brass Cover and
Receptacle for Switch Box



PVC ADAPTER RING FOR BRASS COVER



Locke#

P4828 6244 PVC Adapter Ring for
P4829 Flange and Cover

IPEX

GOLD DUPLEX PLASTIC FLUSH MOUNT COVER



Includes blank cover and gasket for positive
water seal when not in service.

Locke#

P5719 FBDRCG Gold Duplex Cover

Thomas & Betts

FLUSH SERVICE FLOOR BOXES



6" tall, 100 in², Four
3/4" inlets & Two 1"
inlets
Non-metallic
Floor Box that
provides flush
service for power or
communications /
data and can be used
in concrete floors and
is suitable for carpet,
tile or wood applications.

tile or wood applications.

Locke#

P2390 68P Flush service floor box

Thomas & Betts

RECESSED FLOOR BOX COVERS



Locke#

P2391 68R Beige Floor box cover

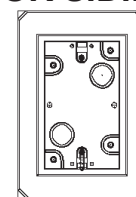
P2392 68R Brown Floor box cover

P2393 68R Brass Floor box cover

P2394 68R Aluminum Box cover

Arlington Industries, Inc.

FLANGED SWITCH BOX FOR SIDING

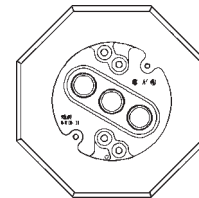


Locke#

P6628 FS8091F Flanged Switch Box
for Siding

Arlington Industries, Inc.

FIXTURE MOUNTING BOX FOR SIDING



Locke#

P6627 8141F Fixture Mounting Box
for 1/2" Lap Siding

WEATHERPROOF BOXES & COVERS



WET LOCATION RECEPTACLE COVER

For One or Two Gang Boxes - Easy Installation
Fits All... Vertical or Horizontal

P2884
5775-0



Locke#

P2884 2 3/4" Deep Receptacle Cover



WET LOCATION RECEPTACLE COVER

For One or Two Gang Boxes - Easy Installation
Fits All... Vertical or Horizontal

P2885
WP 1030



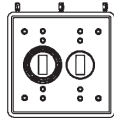
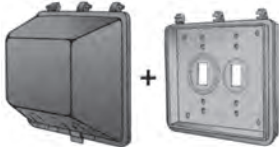
Locke#

P2885 4 3/4" Deep Receptacle Cover

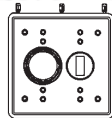


WEATHERPROOF RECEPTACLE COVERS

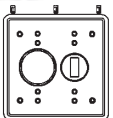
Approved for Wet Locations




Double Switch



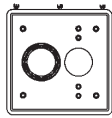
1 3/8" Round/ Switch



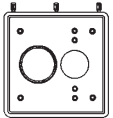
1 5/8" Round/ Switch



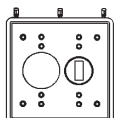
Switch/ 1 3/8" Round



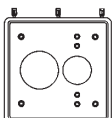
Double 1 3/8" Round



1 5/8" Round/ 1 3/8" Round



1 3/4" Round/ Switch



1 3/4" Round/ 1 3/8" Round

Locke#

P6523 WP 1220C 2 Gang weatherproof receptacle cover for single receptacle or switch



WEATHERPROOF WHILE IN-USE COVER

Approved for Wet Locations



Provides an attractive, code compliant solution for protecting while in-use outdoor receptacles.

- Mounts Vertically or Horizontally
- Three patented inserts for GFCI, Duplex, Toggle and Single Receptacles
- Inserts include keyhole slots for 16 installation configurations
- Pre-adhered gasket
- Heavy-duty polycarbonate construction
- Clear Cover
- Gray Base
- Meets requirements for cold impact testing at -60° F (51°C)
- Lockable hasp for 1/8" shank lock

Locke#

P4803 WP3100C



WEATHERPROOF METAL COVER



P4798
WP 1010MC



P4799
WP 1030MC

Locke#

P4798 1Gang Vert. Metal With P Cover

P4799 2 Gang Vert. Metal With P Cover



WEATHERPROOF COVER




Locke#

P1946 MX1000 Weatherproof cover for 20/30 Amp Twist Lock



ONE GANG VERTICAL WET LOCATION COVER

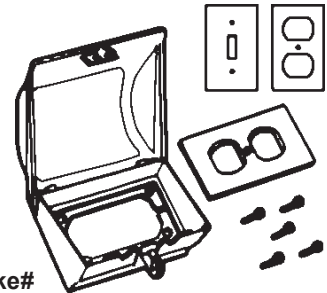


Locke#

P6012 E9UVCRN2 One Gang Vertical wet location cover



ONE GANG HORIZONTAL WET LOCATION COVER

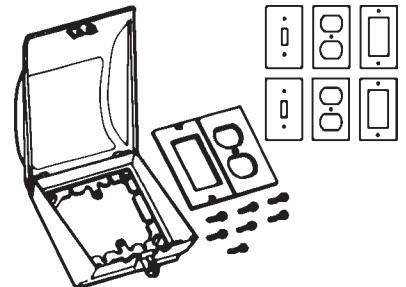


Locke#

P6013 E9UHCRN2 One Gang Horizontal wet location cover



TWO GANG HORIZONTAL/ VERTICAL WET LOCATION COVER



Locke#

P6014 E9U2CRN2 2 Gang Horizontal/Vertical Wet Location Cover

WEATHERPROOF BOXES WITH COVERS



Arlington

WEATHERPROOF-IN-USE RECESSED BOXES

Saves time by being a box and cover in one.



Vertical



Horizontal

For flat surfaces in existing construction, use the retrofit IN BOX on plywood, T-111, and other flat surfaces.

For added convenience, covers are removable for electrical installation. Replace cover upon completion.

Bug Plugs ship installed in all IN BOX styles to seal unused cord hole openings

Includes box with weatherproof-in-use cover, installed bug plugs, (1) standard duplex and (1) GFCI face plate, installation screws, (1) roll of caulk and NM cable connector. IN BOX accepts most single gang wiring devices, and uses a standard indoor wall plate.

Locke#


P5986	DBVR1W	Verticle box with white paintable cover
P5987	DBVR1C	Verticle box with clear cover
P5988	DBHR1W	Horizontal box with white paintable cover
P5989	DBHR1C	Horizontal box with clear cover



Arlington

WEATHERPROOF-IN-USE RECESSED BOXES FOR NEW SIDING

Saves time by being a electrical box and a siding block, and a bubble cover assembly in one.



Horizontal



Vertical

Outer flange covers cut ends of siding. Fits all siding types. IN BOX for New Siding includes box with weatherproof-in-use cover, installed bug plugs, (1) standard duplex and (1) GFCI face plate, installation screws, and (1) NM cable connector. IN BOX accepts most single gang wiring devices, and uses a standard indoor wall plate.

Locke#

P5990	DBVS1C	Verticle siding box with clear cover
P5991	DBVS1W	Verticle siding box with white paintable cover
P5992	DBHS1C	Horizontal siding box with clear cover
P5993	DBHS1W	Horizontal siding box with white paintable cover



Arlington

WEATHERPROOF-IN-USE RECESSED BOXES FOR NEW BRICK

A box and cover in one.



Our IN BOX for new brick offers features that get the job done fast – and right! Built-in anchor tabs seat IN BOX into mortar for a super secure installation. Installed mud cover extends all the way over the flange, providing maximum protection during construction. Discard when construction is complete. IN BOX for new brick includes box with weatherproof-in-use cover, installed bug plugs, (1) standard duplex and (1) GFCI face plate, (1) NM cable connector, and mud cover.

Locke#

P5994	DBHB1C	Horizontal brick box with clear cover
P5995	DBHB1W	Horizontal brick box with white paintable cover

Arlington

INBOX FOR NEW BRICK WITH ADAPTER SLEEVE

A box and cover in one.



Our 'new brick' IN BOX is now available with a protective adapter sleeve. It keeps mortar out of the box while allowing the brick mason to complete his installation.


When you're ready to finish the electrical installation, just slip the clean IN-BOX into the sleeve...easy!

Locke#

P5997	DHB1C	White Horizontal brick box with clear cover
P5998	DHB1BRC	Brown Horizontal brick box with clear cover

Arlington Industries, Inc.

GARD-N-POST™ SUPPORT FOR OUTDOOR LIGHT FIXTURES



Injection molded of UV rated, corrosion resistant material for heavy outdoor use. For use with any light fixture and/or GFCI wiring device. Comes in four attractive colors.

- Resists damage from lawn equipment
- Colorant runs all the way through the product, so it won't chip
- Easy installation.... safe and attractive!
- Ships with a grounded metal bushing installed, ready for a 1/2" NPT fixture installation
- Features (2) 1/2" KO's for a UL Listed enclosure
- Molded-in stabilizers for rigid support
- Post is angle-cut for easy access to underground wiring
- Includes plug for top when fixture is not installed

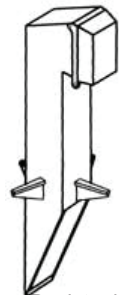
Locke#

P1360 GP19B 19" GARD-N-POST™

P1361 GP26B 26" GARD-N-POST™

Arlington Industries, Inc.

LOW-PROFILE ENCLOSURE WITH WHILE-IN-USE COVER



Injection molded of UV rated, corrosion resistant material for heavy outdoor use. For use with GFCI wiring device. Built-in smoke colored, weatherproof cover. GARD-N-POST™ comes in four attractive colors.

- Molded-in, transparent smoke colored cover for weatherproof while-in-use
- Resists damage from lawn equipment
- Colorant runs all the way through the product, so it won't chip

Locke#

P1358 GPD19B 19" GARD-N-POST™ with While-in-Use Cover Black

Arlington Industries, Inc.

PAGODA LIGHT FOR GARD-N-POST™



P1365

P1366

Decorative, pagoda-style 3-wire light fixtures for our Gard-N-Post™ line. Durable cast aluminum.

Locke#

P1365 GPP60B Black Pagoda Light

P1366 GPP60LB Black Pagoda Light

Arlington Industries, Inc.

POST/DECK MOUNT SUPPORT FOR OUTDOOR LIGHT FIXTURES



Two-piece. Injection molded of UV rated, corrosion resistant material for heavy outdoor use. For use with any light fixture and/or GFCI wiring device. GARD-N-POST comes in four attractive colors.

- Colorant runs all the way through the product, so it won't chip
- Easy installation.... safe and attractive!
- Ships with a grounded metal bushing installed, ready for a 1/2" NPT fixture installation
- Features (2) 1/2" KO's for a UL • Includes plug for top when fixture is not installed

Locke#

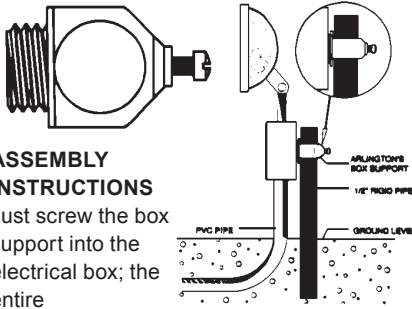
P1359 GPD9B 9" GARD-N-POST™ Deck Mount Support



WEATHERPROOF BOXES & COVERS

Arlington Industries, Inc.

WEATHERPROOF BOX HOLDER ZINC DIE-CAST



ASSEMBLY INSTRUCTIONS

Just screw the box support into the electrical box; the entire

assembly is held secure with a 1/2" rigid steel conduit or water pipe.

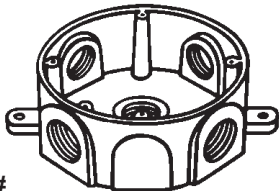
OTHER USES

- Stubbing up electrical enclosures above concrete slabs with rigid pipe.
- Suspending electrical boxes with rigid pipe between bar joists.
- Suspending fire alarms (smoke detectors) with rigid pipe between bar joists.
- Can be used for installation of any equipment where a rigid pipe can be used for a holding means and a 1/2" knockout is present for attachment.

Locke#

P3759 FS50 1/2" Trade Size, Weatherproof Box Holder

COOPER Crouse-Hinds RAINTIGHT 4" ROUND BOX WITH MOUNTING LUGS



Locke#

P1940 1/2" KO's, Standard 4" Round

P2320 3/4" KO's, Standard 4" Round


RAB 4" ROUND WEATHERPROOF BOX



Locke#

P1947 1/2" KO's, 4" Round White Box

Thomas&Betts RAINTIGHT SINGLE GANG BOX



Locke#

P1926 IH3-1-LM 1/2" KO's (3) w/ Lugs Raintight Single Gang Box

P1932 DIH3-1-LM BR 1/2" KO's (3) with Lugs Raintight Single Gang-
Bronze

P2302 IH3-2-LM 3/4" KO's (3) w/ Lugs Raintight Single Gang Box

P2306 IDH-3-3 1" KO's (3) w/ Lugs Raintight Single Gang Box

TayMac CORPORATION RAINTIGHT SINGLE GANG BOX



4 Hole Box with Lugs
3/4" KO's

Locke#

P1925 SB475 3/4" KO's (4) w/ Lugs Raintight Single Gang Box

Thomas&Betts RAINTIGHT SINGLE GANG BOX




4 Hole Box
1/2" KO's

Locke#

P1945 IH4-1-LM 1/2" KO's (4) Raintight Single Gang Box

Thomas&Betts RAINTIGHT EXTENSION RING

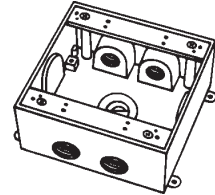


1 Gang,
4 Outlets

Locke#

P1927 IHE4-1 1/2" Hub Size, 1

HUBBELL RACO WEATHERPROOF BOXES 2 GANG



Locke#

P1889 2IH5-1 1/2" KO(5),WP Box

P1890 2IH5-2 3/4" KO(5),WP Box

P2307 2IHD-5-3 1" KO(5), WP BoxGang, Extension Ring

HUBBELL RACO WEATHERPROOF BOXES



Locke#

P2321 5340-0 2 Gang,w/ 7 1/2" KO

P2322 TP7114 2 Gang,w/ 7 3/4" KO

COOPER Crouse-Hinds EXTENSION BOX 2 GANG



Locke#

P1937 TP7123 Weatherproof ext. box

BWF THREADED PLUG - ZINC



Locke#

P2303 1/2" NPT Threaded Plug

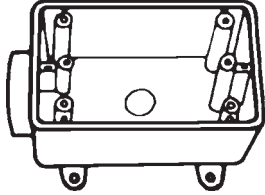
P2304 3/4" NPT Threaded Plug

P2305 1" NPT Threaded Plug

PVC WEATHER PROOF BOXES

IPEX

1 GANG PVC FSE BOX



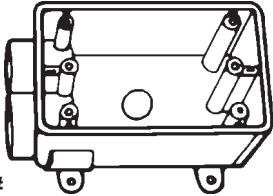
Locke#

P6647 FS10 1/2" PVC FSE box

P6648 FSC10 3/4" PVC FSE box

IPEX

1 GANG PVC FSS BOX



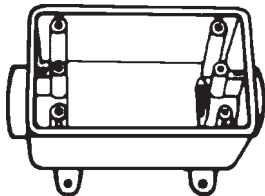
Locke#

P6649 FSS10 1/2" PVC FSS box

P6650 FSS15 3/4" PVC FSS box

Thomas&Betts

1 GANG PVC FSC BOX



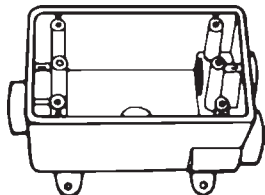
Locke#

P6651 E981DFN 1/2" PVC FSC box

P6652 FSC15 3/4" PVC FSC box

Thomas&Betts

1 GANG PVC FSCC BOX



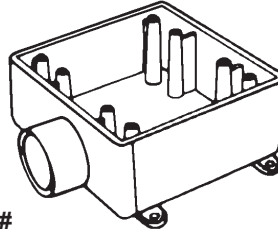
Locke#

P6653 E979DFN 1/2" PVC FSCC box

P6654 E979EFN 3/4" PVC FSCC box

Thomas&Betts

2 GANG PVC 2FSE BOX



Locke#

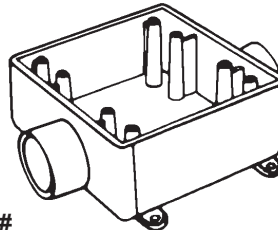
P6655 E9802D 1/2" PVC 2FSE box

P6656 E9802E 3/4" PVC 2FSE box

P6824 E9802F 1" PVC 2FSE box

Thomas&Betts

2 GANG PVC 2FSC BOX



Locke#

P6657 E9812D 1/2" PVC 2FSC box

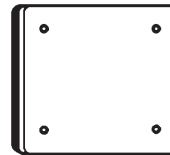
P6658 E9812E 3/4" PVC 2FSC box

Thomas&Betts

1 GANG & 2 GANG PVC BLANK COVER



P6659



P6660

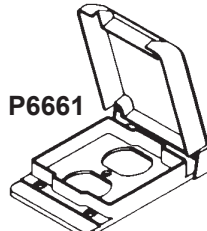
Locke#

P6659 E980CN 1 Gang PVC Cover

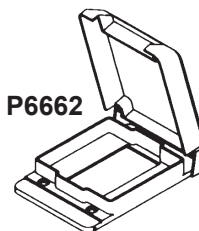
P6660 E9802CN 2 Gang PVC Cover

Thomas&Betts

PVC VERTICAL COVERS



P6661



P6662

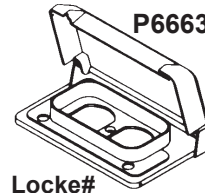
Locke#

P6661 E98GDRN Cover for Duplex

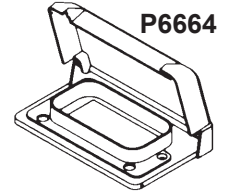
P6662 E98GFCN Cover for GFCI

Thomas&Betts

PVC HORIZONTAL COVERS



P6663



P6664

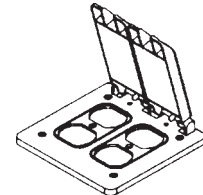
Locke#

P6663 E98DHGN PVC Horizontal Cover for Duplex

P6664 E98GHGN PVC Horizontal Cover for GFCI

Thomas&Betts

2 GANG PVC COVER FOR 2 DUPLEX

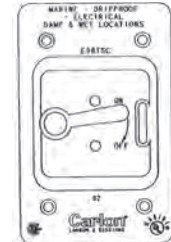


Locke#

P6665 E9G2DDN 2 Gang PVC Cover for Double Duplex

Thomas&Betts

WEATHER PROOF TOGGLE SWITCH COVER



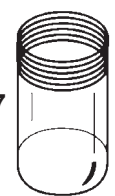
Locke#

P6749 E98TSCN Tog. Switch Cover

PVC WEATHER PROOF LIGHT FIXTURE & GLASS GLOBE



P6666



P6667

Locke#

P6666 E962E PVC Weather Proof Light Fixture

P6667 E960GLB 100W Glass Globe for P6666

WEATHERPROOF BOXES & COVERS

Thomas & Betts VERTICAL GFI COVER



Locke#
P6009 2CCG 2 Gang Ground Fault
Weatherproof Plate


Thomas & Betts WEATHERPROOF GFI RECEPTACLE PLATE



Specification grade. Rectangular opening for
GFI Duplex Receptacle.


Locke#
P1938 CCGV Duplex W.P. Plate

Thomas & Betts WEATHERPROOF GFI HORIZONTAL COVER



Locke#
P4723 CCG Horizontal GFI Cover

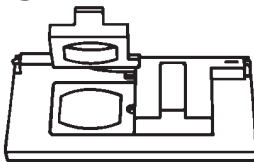
HUBBELL RACO® WEATHERPROOF SNAP COVER 2 GANG



With two duplex, spring loaded gasketed
snap covers.

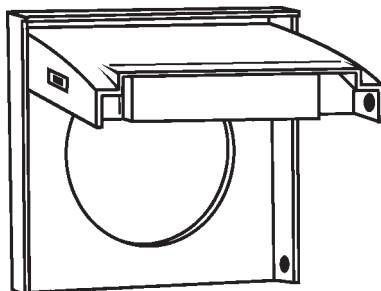
Locke#
P1892 5148-0 2 Gang Weatherproof
Duplex Plate

Thomas & Betts HORIZONTAL WEATHERPROOF PLATE FOR DUPLEX RECEPTACLE



Locke#
P1939 CCD Single gang W.P. plate

HUBBELL RACO® 2 GANG COVER



30A/50A, 2.65" Dia.

Locke#
P6531 5034-0 Weatherproof cover

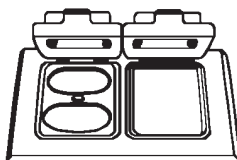
HUBBELL RACO® DRY TITE COVER RAINTIGHT 1 GANG



2½" Diameter hole, with gasket and screws.
Box Mount.

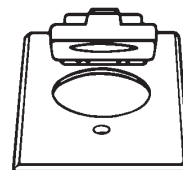
Locke#
P3434 5030-0 2½" Outlet Cover

HUBBELL RACO® VERTICAL GFI COVER W/P PLATE 2 GANG



Locke#
P6010 5033-0 2 Gang Ground Fault
Duplex Weatherproof Plate


BWF WEATHERPROOF VERTICAL SNAP COVER 1 GANG



With one single vertical
spring loaded gasketed
snap covers.

Locke#
P1888 FC-71V Single Gang
Weatherproof Switch Cover


COOPER Crouse-Hinds WEATHERPROOF SNAP COVER 2 GANG



With two single
vertical spring
loaded gasketed
snap covers.

Locke#
P1891 TP7220 2 Gang Weatherproof
Switch Cover

LEVITON® WEATHERPROOF PLASTIC OVERSIZED 1 GANG HORIZONTAL



Locke#
P8483 4986-GY 1g Horizontal W/P

LEVITON® INDUSTRIAL WEATHER- RESISTANT COVERS



For use with 20-amp and 30-amp 3-, 4-, and
5-wire locking flanged inlets and outlets; 30-
amp and 50-amp 3-wire power receptacles

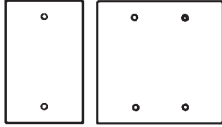
Locke#
P8508 WP2 Gray receptacle cover

P | ELECTRIC

WEATHERPROOF COVERS & LAMP HOLDERS



PLAIN ALUMINUM COVER




Locke#

P1887 1 Gang Cover with Gasket

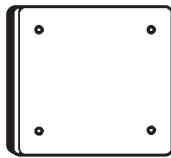
P1893 2 Gang Cover with Gasket

Thomas&Betts

1 GANG & 2 GANG METAL WEATHERPROOF BLANK COVERS



P1887



P1893

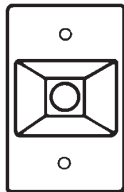
Locke#

P1887 CCB 1 Gang Cover

P1893 2CCB 2 Gang Cover

COOPER Crouse-Hinds

DRY TITE LAMP HOLDER COVER

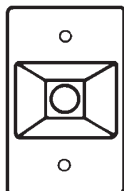


With 1/2" Tapped Hold Device Mount. Standard 1 hole cover.

Locke#

P2300 TP7312 1/2" - 1" Hole Lamp Holder cover

RAB BRONZE WATER TIGHT LAMP HOLDER COVER



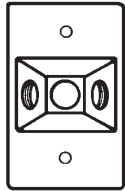
With 1/2" Tapped Hold Device Mount. Standard 1 hole cover.

Locke#

P5562 R14-1A 1/2" - 1" Hole Lamp Holder cover bronze finish



LAMP HOLDER COVER



Three 1/2" tapped holes. Standard 3 hole cover.

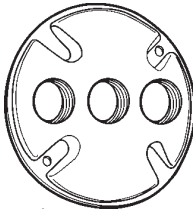
Locke#

P2301 LV130 1/2" - 3" Hole Lamp Holder cover

P1933 LV130B 1/2" - 3" Hole Lamp Holder cover - Bronze



4" ROUND COVERS



With gaskets and screws.

Locke#

P1941 LV310 1 outlet, 1/2", 4" round cover Silver


P1943 LV330 3 outlet, 1/2", 4" round cover Silver

P1948 LV330W 3 outlet, 1/2", 4" round cover White

P1942 LV330B 3 outlet, 1/2", 4" round cover White Bronze



WEATHERPROOF PRE-WIRED LAMP HOLDER



Locke#

P1944 LT100 Silver gray. PAR 38. For use with 75 watt to 150 watt lamps. Inside gasket

P1958 LT100B Bronze. PAR 38. For use with 75 watt to 150 watt lamps. Inside gasket

P1949 LT100W White. PAR 38. For use with 75 watt to 150 watt lamps. Inside gasket



LOW PROFILE IN-USE WEATHERPROOF COVER



- Revolutionary patented design expands from 1" to 3 1/2" to meet your while-in-use needs
- Quick-Fit™ Patented Key Hole Mount Allows for Easy Installation
- Ultra rugged heavy-duty polycarbonate & synthetic neoprene rubber will not dry rot, crack or deteriorate in sunlight
- 100% Paintable Surface
- Attached gasket
- ETL Listed

Locke#

P7292 ML450G Horizontal/Vertical 16-in-1 Flat Expandable

We Do More Than Just Meet our Competition, We Beat Them. Compare our Prices and save!!

P | ELECTRIC