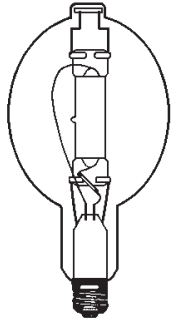


# MERCURY VAPOR, METAL HALIDE, SODIUM & QUARTZ LAMPS

## MERCURY-VAPOR LAMPS



P1075

High Intensity Discharge Lamps-High Pressure Sodium, Mercury Vapor & Metal Halide are all high intensity electric discharge lamps. Some of these lamps will require as much as 7 min. to reach 90% illumination. If there is a power failure, or drop in line voltage the arc tube will extinguish; when this occurs, the lamp must cool enough to lower the vapor pressure,

before the arc will restrike. The restart times will vary from 1-20 min., depending on the lamp type.

### Locke#

P1068	37405 - 175/DX
P1074	37407 - 400/DX
P1075	MV - 1000/DX



## MOGUL TO MEDIUM SOCKET ADAPTER



### Locke#

P9889	91002	Mogul to Medium Socket Adapter
-------	-------	--------------------------------

## PROTECTED METAL HALIDE LAMPS



### Locke#

P7100	MP50/U Med.	50W
P7101	MP70/U Med.	70W
P7102	MP100/U Med.	100W
P7106	MP400BU/PS	400W Pulse start

**Thank You  
For Your  
Business!**



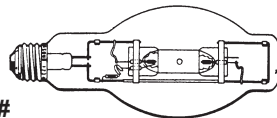
## METAL HALIDE PULSE START LAMPS



### Locke#

P9870	MH50/U/MED/PS	50w
P9871	MH50/C/U/MED/PS	50w
P9872	MH70/U/MED/PS	70w
P9873	MH70/C/U/MED/PS	70w
P9874	MH100/U/MED/PS	100w
P9875	MH100/C/U/MED/PS	100w
P9876	MH100/U/MOG/PS	100w
P9877	MH150/U/MED/PS	150w
P9878	MH150/C/U/MED/PS	150w
P9879	MH150/U/MOG/PS	150w
P9880	MH175/BU/MED/PS	175w
P9881	MH175/BU/MOG/PS	175w
P9882	MH250/BU/MOG/PS	250w
P9883	MH250/C/BU/MOG/PS	250w
P7103	MS320/PS/BU	320W
P9884	MH350/BU/MOG/PS	350w
P9885	MH400/BU/MOG/PS	400w

## METAL HALIDE LAMPS



### Locke#

P4522	MH400/U/ED28	Mogul 400w
-------	--------------	------------

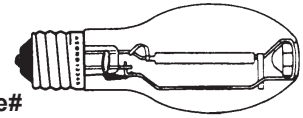
## METAL HALIDE LAMPS



### Locke#

P1079	MH50/U Med.	50W
P1078	MH70/U Med.	70W
P1085	MH175/U	175W
P4144	MH175/U/M	175W
P1086	MH250/U	250W
P1088	MH1000/U	1000W
P1090	MH1000/U/BT371000W	
P6560	MH1500/BU	1500W

## HIGH PRESSURE SODIUM LAMPS



### Locke#

P3617	C100S54	100 Watts Mog.
P7039	C150S55	150 Watts Mog.

## HIGH PRESSURE SODIUM LAMPS

### Locke#

P3365	LU35MED	35w
P3366	LU50MED	50w
P1212	LU70MED	70w
P1144	LU100MED	100w
P0182	LU150MED	150w
P1142	LU250	250w
P1143	LU400MG	400w
P1087	LU1000	1000w

## QUARTZ HALOGEN DOUBLE ENDED BULB



### Locke#

P5706	Q150T3-130v	150w
P2619	Q300T3/CL-130v300w	
P1027	Q500T3/CL-130v500w	

## QUARTZ LAMPS



### Locke#

P7018	1500T3Q/CL	240V 1500w
-------	------------	------------

## QUARTZ LAMPS



### Locke#

P9758	Q150CL/MC	150w 130v
-------	-----------	-----------

# INCANDESCENT LAMPS

## GENERAL LIGHTING LAMPS



The most commonly used filament lamps. Medium base. *Inside Frost*

**Locke#**

<b>P1000</b>	25w 130V	A-19
<b>P1020</b>	150w 130V	A-21
<b>P1024</b>	200w 130V	A-23

*Appliance*

<b>P1108</b>	40A15 120V	A-15
--------------	------------	------

*3-way*

<b>P1104</b>	50/150 130V	A-19
--------------	-------------	------

*Clear*

<b>P2611</b>	40w 130V	A-19
<b>P2612</b>	60w 130V	A-19
<b>P2613</b>	75w 130V	A-19
<b>P2614</b>	100w 130V	A-19
<b>P2615</b>	150w 130V	A-21
<b>P2616</b>	200w 130V	A-23
<b>P2620</b>	300w 130V	A-23

*Rough Service Lamps*

<b>P1063</b>	60A/RS 130V	A-190
<b>P1061</b>	75A/RS 130V	A-19
<b>P1011</b>	100A/RS 130V	A-19

*Yellow Bug Lamp*

<b>P2617</b>	60W 130V
--------------	----------

## SATCO® INTERMEDIATE BASE CEILING FAN LAMPS 130V



**Locke#**

<b>P5463</b>	S4164	A15 Clear Intermediate Base 40 Watt
<b>P5466</b>	S4166	A15 Clear Intermediate Base 60 Watt

## SATCO® CANDELABRA BASE CEILING FAN LAMPS 130V



**Locke#**

<b>P5460</b>	S4160	A15 Clear Candelabra Base 40 Watt
<b>P5462</b>	S4162	A15 Clear Candelabra Base 60 Watt

## DECORATIVE LAMPS

**Locke#**

<b>P3367</b>	25G16-1/2C-130V	Clear-Candle Base
<b>P3368</b>	25G16-1/2W-130V	White-Candle Base
<b>P6340</b>	40G16-1/2C-130V	Clear-Candle Base
<b>P1132</b>	40G25-130V	Clear-Medium Base
<b>P1133</b>	40G25/W-130V	White-Medium Base
<b>P6341</b>	60G16-1/2C-130V	Clear-Candle Base
<b>P1134</b>	60G25-130V	Clear-Medium Base
<b>P1135</b>	60G25/W-130V	White-Medium Base
<b>P5537</b>	60G30-130V	White-Medium Base

## 4W NIGHT LIGHT CANDLE BASE



4 Watt, 120 Volt

**Locke#**

<b>P0181</b>	4w Candle Base Night light
--------------	----------------------------

## CHANDELIER BULB




Candelabra base. Clear bent tip.

**Locke#**

<b>P6411</b>	25W 130V 25CAC Clear
<b>P2610</b>	40W 130V 40CAC Clear
<b>P1055</b>	60W 130V 60CFC Clear
Medium base. Clear bent tip.	
<b>Locke#</b>	
<b>P1056</b>	40W 130V 40CAM Clear
<b>P1057</b>	60W 130V 60CAM Clear

## BULB



7 Watt, 130 Volt

**Locke#**

<b>P0183</b>	7C7 7W 130V Clear
<b>P0184</b>	7C7W 7W 130V White

## CLEAR TORPEDO BULB



130 Volt

**Locke#**

<b>P7104</b>	25w Torpedo Candelabra Clear
<b>P7110</b>	25w Medium Torpedo Clear
<b>P7084</b>	60w Candle Base Torpedo

## S11 INTERMEDIATE BASE CLEAR BULBS



**Locke#**

<b>P7086</b>	40w S11 Intermediate Base Bulb 120v
--------------	-------------------------------------

## RESIDENTIAL LIGHTING LAMPS



Inside frost - **OUR MOST COMPETITIVE** Average Life:2,500 Hours

**Locke#**

<b>P2777</b>	40 Watt, 130V
<b>P2778</b>	60 Watt, 130V
<b>P2779</b>	75 Watt, 130V
<b>P2780</b>	100 Watt, 130V

## GENERAL LIGHTING SHATTERPROOF LAMP



**Locke#**

<b>P6626</b>	100A21 130V Shat-R-Shield General Lamp
--------------	--

P | ELECTRIC

# INCANDESCENT LAMPS

## S11 CLEAR SIGN BULB



Locke#

**P9755** S11CL7.5 7.5w 130v Clear medium base 2.125" long

## S14 CLEAR SIGN BULB



Locke#

**P9756** S14CL11 11w 130v Clear medium base 3.5" long

## EXIT LAMPS



Replacement bulb for exit light fixture

Locke#

**P1131** 25T6-1/2 130V Clear Intermediate Base

**P1909** 15T6-140-150V Clear Candelabra Base

**P6342** 20T6-1/2C-130V Clear Candelabra Base

## HALOGEN A-LAMP

Locke#

**P5508** S1948 Medium base 100w Type-A Halogen

## PAR36 SCREW TERMINAL



Locke#

**P6177** S4804 50PAR36/WFL Flood 30° 12V

**P6172** S4805 50PAR36/SP Spot 15° 12V

*Halco*

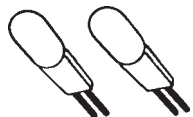
## HALOGEN LAMP



Locke#

**P6403** 04715 25W 120V T-4

## HALOGEN LAMPS



Locke#

**P6408** JC20B 20W 12V Halogen Lamps - 2 pack


## XENON LAMPS



Locke#

**P2040** 9774 18w Low Voltage Xenon

**P6624** 9777 12w Low Voltage



Locke#

**P2046** 9731 3w Low Voltage Xenon

**P2047** 9732 5w Low Voltage Xenon

## T4 LAMPS



Locke#

**P7706** 9703732 40w T4 Bulb



Locke#


**P5893** 979432 50w 12v T4 Halogen

## FESTOON LAMPS



Locke#

**P5871** 97118-32 12v 5w T3 Clear



Locke#

**P7780** 97119-33 12v 10w Satin White

**Buy right and save!!**

*sea gull lighting*

## 12V 60W MRC16 FLOOD



Locke#

**P2113** 97026 12v 60w MRC16 Flood

## HALOGEN MR16 GU10




Locke#

**P6894** 04449 120v 50w MR16, GU10 Base

**P6895** 97187 Frosted 120v 50w MR16, GU10 Base

## 12V QUARTZ HALOGEN LAMPS



Locke#

**P2112** 12v 20w MR11 Narrow Flood

**P2592** 12v 20w MR16 Wide Flood

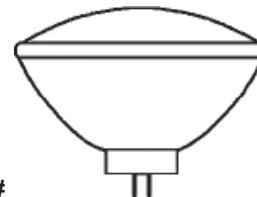
**P4437** 12v 35w MR16 Flood

**P2113** 12v 50w MR16 Flood

**P2590** 12v 50w MR16 Wide Flood

**P2591** 12v 50w MR16 Narrow Flood

## HALOGEN PAR LAMPS



Locke#


**P9750** PAR56Q500MFL 120v 500w Medium Flood

**P9751** PAR56Q500NSP 120v 500w Narrow Spot Major

**P9752** PAR64Q1000MF 120v 1000w Medium Flood

# FLOOD LAMPS & EMERGENCY LAMPS

## INFRARED COATED LAMP



Locke#

**P6636** 1730S 250BR40/I Clear  
Infrared Coated

**P6637** 01715 250BR40/RED Red  
Infrared Coated

## INCANDESCENT INDOOR FLOOD LAMPS



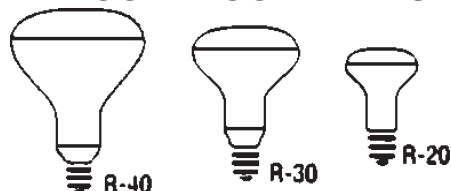
Locke#

**P5353** 65BR/30 120V 65w Reflector  
Flood

**P5354** 65BR/30 130V 65w Reflector  
Flood

**P5352** 65BR/40 120V 65w Reflector  
Flood

## INDOOR FLOOD LAMPS



Used for indoor applications such as lighting frozen food and produce showcases and store windows. Medium skirted base.

Locke#

**P6279** 40R16-130V Reflector Flood

**P1071** 50R20-130V Reflector Flood

**P4516** 75BR40/F-130V Reflector Flood

**P6570** 120BR40/FL-125V Reflector  
Flood

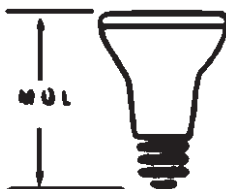
## HALOGEN INCANDESCENT LAMPS



Locke#

**P5377** 60PAR38/HAL/FL 130V

**P5376** 90PAR38/HAL/FL28 120V



Locke#

**P5374** 50PAR20/HAL/NFL30 120V

**P5361** 75PAR30/HAL/FL40 130V

**P5360** 50PAR20/HAL/NFL30 130V

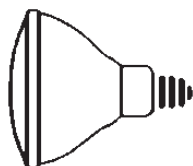


Locke#

**P3951** 50PAR30/L/H/FL40 120V  
Longneck

**P5375** 75PAR30L/HAL/FL40 130V  
Longneck


## FLOOD LAMPS



Locke#

**P5559** 65BR30/FL  
130V Reflector Flood

## OUTDOOR FLOOD LAMP




Locke#

**P1009** 75BR/38/F1 130V Par Flood

**P4410** 50PAR30/H/FL 120v PAR  
Halogen Flood

## INCANDESCENT OUTDOOR FLOOD LAMPS

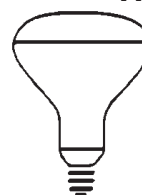


Locke#

**P5355** 45PAR38/HAL/FL28 130V 45w

**P5356** 90PAR38/HAL/FL28 130V 90w

## HEAT LAMPS



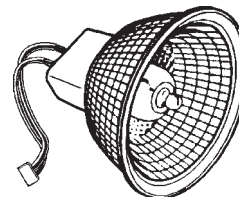
Popular red bowl reflector infrared heat lamp is preferred by many people for personal applications of soothing heat as well as for many home heating and drying tasks. Fits standard sockets. Medium base.

Locke#

**P1025** 250R40/10 130v Infrared

**P1026** 250R40/1 130v Clear

## 6V LAMP FOR EMERGENCY LIGHTS

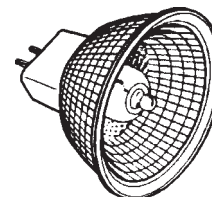


Locke#

**P3572** CAXLP 5w 6v MR16



## 6V LAMP FOR EMERGENCY LIGHTS



Locke#

**P6520** F/LZ-2 5w 6v MR16



## EMERGENCY/EXIT LAMP



Locke#

**P1910** GE909 6V 3.7w T5 Lamp for  
Emergency/Exit

Why Pay  
More? - We  
sell More For  
Less!



**DECORATIVE DIMMABLE LED BULBS**



**Locke#**

**P9960** LDCT3WH30K LED 3w  
Decorative Candelabra  
Torpedo White 3000k



**DECORATIVE DIMMABLE LED BULBS**



**Locke#**

**P9961** LDCF3WH30K LED 3w  
Decorative Candelabra **Flame**  
White 3000k



**DECORATIVE DIMMABLE LED BULBS**



**Locke#**

**P9962** LDCG163WH30K LED 3w  
Decorative Candelabra **Globe**  
White 3000k



**DIMMABLE PAR LED FLOOD BULBS**



**Locke#**

**P9963** LED17E26P3830KNFL LED  
17w PAR38 Narrow Flood 25°  
White 3000k

**P9972** LED17E26P3841KNFL LED  
17w PAR38 Narrow Flood 25°  
White 4100K

**P9964** LED17E26P3830KFL LED  
17w PAR38 Flood 40° White  
3000k

**P9973** LED17E26P3841KFL LED  
17w PAR38 Flood 40° White  
4100K

**P9965** LED14E26P3030KNFL LED  
14w PAR30 Narrow Flood 25°  
White 3000k

**P9974** LED14E26P3041KNFL LED  
14w PAR30 Narrow Flood 25°  
White 4100K

**P9966** LED14E26P3030KFL LED  
14w PAR30 Flood 40° White  
3000k

**P9975** LED14E26P3041KFL LED  
14w PAR30 Flood 40° White  
4100K

**P9967** LED9E26P2030KNFL LED  
9w PAR20 Narrow Flood 25°  
White 3000k

**P9976** LED9E26P2041KNFL LED  
9w PAR20 Narrow Flood 25°  
White 4100K

**P9968** LED9E26P2030KFL LED  
9w PAR20 Flood 40° White  
3000k

**P9977** LED9E26P2041KFL LED  
9w PAR20 Flood 40° White  
4100K



**DIMMABLE LED A BULB**



**Locke#**

**P9969** LED8E26A1930K LED 8w  
A-Lamp White 3000k  
(40w equivalent)



**DIMMABLE LED A BULB**



**Locke#**

**P9970** LED12V4MR16K30SP LED 4w  
12v MR16 **Spot** White 3000k


**P9971** LED12V4MR16K30NFL LED 4w  
12v MR16 **Flood** White 3000k

**We do More  
Than Just  
Meet our  
CoMPeTition -  
We Beat Them!!  
CoMPare our  
PriCes and  
save!**

**P | ELECTRIC**

# COMPACT FLUORESCENT LAMPS

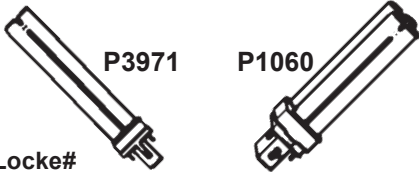
## FLUORESCENT LAMP INDOOR/OUTDOOR



Locke#

P3960 EL/O-15 Earth Light SL Compact

## COMPACT FLUORESCENT REPLACEMENT LAMPS



Locke#

P3971 PLC-13 With 27/USA lamp only

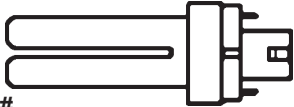
P3956 PL-S 7 With 27 lamp only

P3957 PL-S 9 With 27 lamp only

P3958 PL-S 13 With 27 lamp only

P1060 PL-C 22 With 4 lamp only

## Halco LAMPS



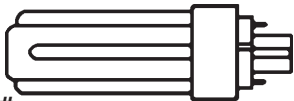
Locke#

P1913 26W, 4 Pin, Triple Twin Tube Lamp

P2595 PL26D/E/41 26W, 4 Pin, 4100K

P1935 PL32T/E/41-4 32W, Triple

## Halco LAMPS



Locke#

P1914 109038 CF13DDE/35 13W  
Double Twin Tube, 4 Pin Lamp

P7105 109036 PL42T/E/41 4100K  
Triple Tube, 4 Pin Lamp

**Thank You  
For Your  
Business!**

## COMPACT FLUORESCENT 4-PIN LONG



Locke#

P9260 PLL40/835RS 4-Pin Long

## PLASTIC-COATED, SHATTERPROOF LAMP



Locke#

P6618 F48T12/CW Shatterproof Lamp

P6619 F96T12/CW Shatterproof Lamp

## ALLIED MOULDED COMPACT FLUORESCENT LUMINAIRE



- For use in attics, basements, closets and garages
- 10,000 hour bulb life
- 13W CFL bulb produces same light as 60W standard incandescent light bulb
- Lens securely locks to base with tabs
- Lamp Base mounts to most 3 1/2" and 4" ceiling boxes

Locke#

P9820 LH-CFL1 Compact Fluorescent  
Luminaire

P9821 33213SSP 13W GU24  
Base Lamp

## Halco HIGH WATTAGE SPIRALS



65w bulb gives the light of a 300w incandescent.  
85w bulb gives the light of a 400w incandescent.

Locke#

P7870 PL65se/27 65w, 2700k, 10<sup>5</sup>/<sub>8</sub>"

P7871 PL65se/50 65w, 5000k, 10<sup>5</sup>/<sub>8</sub>"

P7872 PL85se/27 85w, 2700k, 11<sup>1</sup>/<sub>4</sub>"

P7873 PL85se/50 85w, 5000k, 11<sup>1</sup>/<sub>4</sub>"

## GU24 BASE SPIRAL



Locke#

P2168 LESS13 13W GU24 Base

## G10Q BASE



Locke#

P2167 LESC55 55W G10q Base



## GEMINIX T5 REPLACEMENT LAMPS

Locke#

P7939 T50841K 8W 41K T5 Lamp

P7940 T51441K 14W 41K T5 Lamp

P7941 T52141K 21W 41K T5 Lamp

P7942 T52841K 28W 41K T5 Lamp

P7943 T53541K 35W 41K T5 Lamp

# COMPACT FLUORESCENT LAMPS

## USA MADE LAMPS



### SPIRAL CFL



**Locke#**

<b>P7011</b>	28909	9w CFL	6500K
<b>P7012</b>	28913	13w CFL	6500K
<b>P7070</b>	28909	9w CFL	4100K
<b>P7111</b>	801009413	9w CFL	41K = to 40w, 3Pack
<b>P7112</b>	801014413	14w CFL	41K = to 60w, 3Pack
<b>P7113</b>	801027413	27w CFL	41K = to 100w, 3Pack

### SPIRAL CFL



**Locke#**

<b>P7013</b>	20w CFL	6500K	=75w
<b>P7014</b>	26w CFL	6500K	=100w
<b>P7071</b>	13w CFL	4100K	=60w
<b>P7072</b>	20w CFL	4100K	=75w
<b>P7073</b>	23w CFL	4100K	=100w
<b>P7074</b>	26w CFL	4100K	=100w
<b>P6922</b>	13w CFL	3500K	= 60w
<b>P6923</b>	28w CFL	3500K	= 75w
<b>P6925</b>	32w CFL	3500K	= 100w
<b>P6921</b>	11w CFL	2700K	= 40w
<b>P6927</b>	20w CFL	2700K	= 75w
<b>P6924</b>	26w CFL	2700K	= 100w
<b>P6931</b>	13w CFL	2700K	= 60w (4PACK)
<b>P6932</b>	20w CFL	2700K	= 75w (4PACK)
<b>P6933</b>	23w CFL	2700K	= 90w (4PACK)

**Covered CFL**

<b>P7075</b>	14w CFL	5000K	A Lamp
<b>P7076</b>	9w CFL	5000K	A Lamp

**Candle Shape**

<b>P6929</b>	14w CFL	5000K	Candle Base
<b>P6930</b>	14w CFL	5000K	Med Base

### 13W GU24 2700K MINI TWIST



Shape: Mini-Twist  
Watts: 13  
Base: GU24  
Volts: 120  
Lumens: 900

**Locke#**

<b>P7640</b>	36307	13W GU24 2700K Mini Twist
--------------	-------	---------------------------



### CANDELABRA BASE WATT T2 ULTRA MINI SPIRALS



Smaller size Great for Ceiling Fans

**Locke#**

<b>P5148</b>	S7366	13WT2 Candelabra Base 50K = TO 60W
<b>P5147</b>	S7365	13WT2 Candelabra Base 41K = TO 60W
<b>P5146</b>	S7364	13WT2 Candelabra Base 27K = TO 60W
<b>P5144</b>	S7363	9W T2 Candelabra Base 50K = TO 40W
<b>P5143</b>	S7362	9W T2 Candelabra Base 41K = TO 40W
<b>P5142</b>	S7361	9W T2 Candelabra Base 27K = TO 40W

TCP

**Locke#**

<b>P7098</b>	80102741	27WATT 41K
<b>P7097</b>	80101941	19WATT 41K
<b>P7096</b>	80101441	14WATT 41K



### COLORED PARTY LIGHT 13WATT T2 ULTRA MINI SPECIALTY



**Locke#**

<b>P5151</b>	S7271	13w Red
<b>P5152</b>	S7272	13w Green

### SPIRAL CFL BUG LAMPS



A special yellow coating on these long-lasting bulbs emits an eye-pleasing hue that does not attract bugs.

**Locke#**

<b>P7083</b>	13w Fluorescent Bug Light
--------------	---------------------------



### LILIPUT PLUS TUBULAR LAMPS



**Locke#**

<b>P4646</b>	48017	WL-tube 20w 2700K Medium base = to 80w incandescent
--------------	-------	---



PREMIUM QUALITY LIGHTING

### T2 MEDIUM BASE CFL BULBS



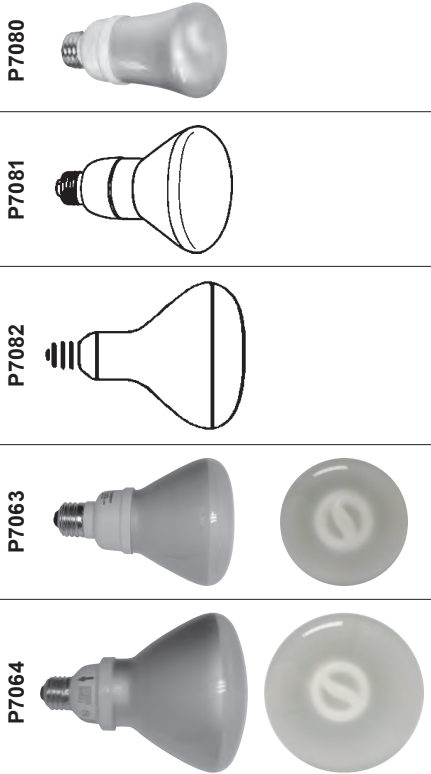
**Locke#**

<b>P6936</b>	80304	13W 27K =60W
<b>P6937</b>	80305	13W 50K = 60W
<b>P6942</b>	80311	23W 50K = 100W

P | ELECTRIC

# COMPACT FLUORESCENT LAMPS & LAMP HOLDERS

## COMPACT FLUORESCENT FLOODS



Locke#	Wattage	Type	Base	Temp	Eqv
P7080	14w	CFL	R20	5000K	=50w
P7081	15w	CFL	R30	5000K	=75w
P7082	20w	CFL	R40	5000K	=85w
P7063	15w	CFL	R30	5000K	=60w
P7064	23w	CFL	R40	5000K	=75w

## COMPACT FLUORESCENT FLOODS ALUMINUM REFLECTOR



Locke#	Wattage	Temp	Eqv	Base
P7069	9w	5000K	= 50w	PAR 20
P7061	9w	2700K	= 50w	PAR 20
P7078	15w	5000K	= 50w	HAL PAR 30
P7079	23w	5000K	= 90w	HAL PAR 38

## SLI LIGHTING COMPACT FLUORESCENT FLOODS




Locke#	Part #	Wattage	Temp	Base	Eqv
P4641	48011	15w	2700K	Medium base = incandescent BR30	65w

## SLI LIGHTING COMPACT FLUORESCENT FLOODS



Locke#	Part #	Wattage	Temp	Base	Eqv
P4642	48012	15w	2700K	Medium base = to Halogen Par30	50w

## TCP DIMMABLE CFL




Locke#	Part #	Wattage	Temp	Base
P7109	4R3016TD	16R30	2700k	16w

## PREMIUM QUALITY LIGHTING COMPACT FLUORESCENT




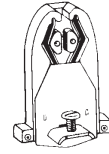
Locke#	Part #	Wattage	Temp	Base
P7077	81508	15w	BR30	3000K

## PREMIUM QUALITY LIGHTING DIMMABLE CFL



Locke#	Part #	Wattage	Temp	Base
P7089	71700	16R30	27k	16w

## MEDIUM BI-PIN LAMP HOLDERS



660 Watt, 660 Volt rating. T8, T12 lamp size, quick wired, tapped bracket, 6-32 x 1/4" screw assembled.

Locke#	Part #	Temp
P1391	.315 Thick	4'
P1392	.343 Thick	4'

## SLIMLINE FLUORESCENT LAMP HOLDERS



Lamp Size: T6, T8, T12. UL Listed. White Tombstone with Terminal Screws for single pin lamps.

Locke#	Part #	Temp
P1342	8" Stationary	
P1343	8" Plunger	

## POWER GROOVE & JACKETED LAMP HOLDERS



Locke#	Part #	Temp
P4604	13556W Plunger End Pwr Groove & Jacketed	
P4605	13557W Fixed End Pwr Groove & Jacketed	

## HO FIXED LAMP HOLDERS



Locke#	Part #	Temp
P4595	13550W HO Plunger	
P4596	13551W HO Fixed	

## U-SHAPE LAMP HOLDERS




Locke#	Part #	Temp
P4606	13180-U U-Shape Fluorescent Lamp Holder	

P | ELECTRIC


# FLUORESCENT LAMPS, g UARDS & bALLASTS

## FLUORESCENT LAMPS



Locke#		Watts	Size
P3966	F8T5/CW 12"	8w	12"
P3967	F13T5/CW 21"	13w	21"
P3968	F15T8/CW 18"	15w	18"
P5359	F32T8/TL735	32w	48"
P1059	F15T12/CW	15w	18"
P7020	F30T12/CWithRS	30w	36"
P5368	F40WWithRS/EW	34w	48"
P5509	F40C50 T12	34w	48"
P7031	F48T12/CW	38.5w	48"
P4279	F96T8/TL741	50w	96"
P5364	F96T8/TL735	50w	96"
P7392	F96T8/TL850/HO+Alto96"		
P5007	F96T12/DX	Daylight	96"
P5006	F96T12/DX/HO 8' Daylight HO 96"		
P7028	F96T12/CWithHO-O 110w		96"
P7030	F96T12/CWithVHO 215w		96"
P7085	F54T5/841/HO	54w	46"
P7088	F54T5/850/HO/ECO-IC	54w	46"

## U-BENT FLUORESCENT LAMPS



Locke#		Watts	Size
P5367	FB32T8/TL/741/6	T8	6"
P5366	FB32T8/TL735/6	T8	6"
P1042	F40T12CWithEWithU6T12		24"

## FLUORESCENT TUBE GUARDS AND END CAPS



Locke#	
P1140	F-40 4'Tube guard with 2 Med. Bipin end caps for T12
P1141	F-96 8' Tube guard with 2 Single Pin end caps for T12
P1145	FG-408 4' Clear Tube Guard for F-32T8
P1146	FG-968 8' Clear Tube Guard for F-96T8

## FLUORESCENT LAMPS



Locke#		
P2147	F13T5CW	21" Lamp
P2148	F8T5CW	12" Lamp
P1031	F20T12/CW	24" Lamp
P2164	F17T8/741 4100K	24" T8 Lamp
P1032	F30T12/CWithRS	36" Lamp
P7108	F25T8/750S	36" T8 Lamp
P4290	F32T8/Triten50	48" Lamp
P3959	F32T8/TL741	
P5371	F32T8/TL741ALTO	
P5370	F32T8/TL750	
P1067	F34CWithEG	48" Lamp
P1103	F40Daylight	48" Lamp
P1083	F60T12/CW	60" Lamp
P1040	F72T12/CW	72" Lamp
P1065	F96T12/CWithEG96"	Lamp
P4291	F96T8/Triten 50	96"
P4293	F96T8/741/HO	8' T8 lamp
P7085	F54T5/841/HO	4' Lamp
P1072	F48T12/CWithHO48"	Lamp
P1084	F60T12/CWithHO60"	Lamp
P1037	F72T12/CWithHO72"	Lamp
P2155	F21T5/841/ENV	36" Lamp
P4401	F40T2/CW/SS	Sylvania
P4402	F96T12/CW/SS	Sylvania
P4403	F96T12/CW/HO/SS	Sylvania
P7190	F32T8/850	
P7191	F32T8/841	

## END FOR TUBE GUARDS

UNIVERSAL



Locke#	
P2667	End Caps for T12 Tube Guards
P2669	End Caps for T8 Tube Guards

## FLUORESCENT STARTERS

For Preheat type Ballasts



Locke#	
P1386	FS2 14w, 15w, 20w Starter
P1387	FS4 13w, 30w, 40w Starter
P1388	FS25 25w Starter

## GENERAL ELECTRIC® LAMPS



Locke#	
P4403	F96T12/CWithH0/SS High output- Super Saver®



## EMERGENCY BALLAST



Works with an AC ballast to convert fluorescent fixtures into emergency lighting.

Locke#	
P3566	KT-EMRG-500 Fluorescent emergency ballast

## EMERGENCY LIGHTING BALLAST

EFPI 550 LUMENS OUTPUT

Locke#	
P3447	NFO3AW 120V for ONE 4' Lamp

## RAPID START BALLASTS

Locke#	
P6250	KTSB0412121TPDP 1-2 Lamp, 4-12 feet total HO sign ballast 120v
P6251	KTSB0620241TPDP 2-4 Lamp, 6-20 feet total HO sign ballast 120v
P6252	KTSB1224241TPDP 2-4 Lamp, 12-24 feet total HO sign ballast 120v
P6253	USB163224 2-4 Lamp, 16-32 feet total HO sign ballast 120v
P6254	KTSB1240461TPDP 4-6 Lamp, 12-40 feet total HO sign ballast 120v
P6255	KTSB2448461TPDP 4-6 Lamp, 24-48 feet total HO sign ballast 120v

## MAGNETIC BALLASTS FOR FLUORESCENT LAMPS

Locke#	
P3635	(1) F14,15,17,18,or 20 T8; (1) F14,15,Or 20 T12 trigger start 120v
P3636	(2) F14,15,17,18,or 20 T8; (2) F14,15,Or 20 T12 trigger start 120v

## METAL HALIDE F-CAN

Locke#	
P6941	MH100XDFCAN 100w Dual-tap MH F-CAN 120/277v

# bALLASTS & TRANSFORMERS



## FLUORESCENT BALLASTS



Locke#

- P7879** B254UP 2L F54T5 ballast  
**P7880** B454UP 4L F54T5 ballast

## ELECTRONIC BALLAST

Locke#

- P2582** L232-UNI-18N3 2-F32T8  
**P2583** L332-UNI-18N3 3-F32T8  
**P2584** L432-UNI-18N3 4-F32T8

## HIGH PRESSURE SODIUM LAMP BALLASTS

CORE & BALLAST REPLACEMENT KITS With CAPACITORS for 1 LAMP

Locke#

- P1982** HPS70XQKIT HPS 70w 120/208/240/277v  
**P2188** HPS100XQKIT HPS 100w 120/208/240/277v  
**P1983** HPS150XQKIT HPS 150w 120/208/240/277v  
**P1984** HPS250AKIT HPS 250w 120/208/240/277/480v  
**P1985** HPS400AKIT HPS 400w 120/208/240/277/480v  
**P1986** HPS1000AKIT HPS 1000w 120/208/240/277/480v



PREMIUM QUALITY LIGHTING

## 150W 120-12V HALOGEN TRANSFORMER



Locke#

- P5894** 82179 150w 120-12v

## ELECTRONIC BALLASTS

Locke#

- P4390** KTEB-232-UV-IS-N-P-DP Low profile Instant Start 120/277v, (1 F40T8), (1 or 2 F17, F25 or F32T8)  
**P4391** KTEB-332-UV-IS-N-P-DP Low profile Instant Start 120/277v, (2 F40T8), (2 or 3 F17, F25 or F32T8)  
**P4392** KTEB-432-UV-IS-N-P-DP Low profile Instant Start 120/277v, (3 F40T8), (3 or 4 F17, F25 or F32T8)  
**P6558** KTEB-259-UV-IS-N 120/277v Instant Start, 1 or 2 F96T8 or F72T8  
**P6949** KTEB-286HO-UV-IS-N 120/277v Instant Start, 1 or 2 F96T8HO, F60T8HO, F48T8HO or F72T8HO  
**P2388** KTEB-275-UV-TP-PIC 120/277v Instant Start, 2 F48T12, 1 or 2 F72, 96T12  
**P2386** KTEB-240-UV-TP-PIC 120/277v Rapid Start, 1 or 2 F30, F34 or F40T12  
**P0902** KTEB-2110-UV-TP-PIC 120/277v Rapid Start, 1 or 2 F96T12HO, 2 F48, F60 or F72T12HO  
**P6943** KTEB-213-UV-TP-PIC-DW-KIT 120/277v Rapid Start, 1 or 2 13w CFL  
**P6944** KTEB-218-UV-TP-PIC-DW-KIT 120/277v Rapid Start, 1 or 2 18w CFL  
**P6945** KTEB-226-UV-TP-PIC-DW-KIT 120/277v Rapid Start, 1 or 2 26w CFL, 1 32w CFL (NOT FOR 42W)  
**P6946** KTEB-242T-UV-TP-PIC-DW-KIT 120/277v Rapid Start, 1 or 2 32w or 42w CFL  
**P6947** KTEB-254HO-UV-PS-SL 1 or 2 lamp ballast for F54T5HO, FT50W/2G11RS, FT55W/2G11RS, program start, 120-277V  
**P6948** KTEB-454HO-UV-TP-PS 1-4 lamp ballast for F54T5HO, FT55W/2G11, FT36/39W/2G11, F58T8, program start, 120-277V

## METAL HALIDE/MERCURY PULSE OR STANDARD BALLASTS

CORE AND BALLAST REPLACEMENT KITS WITH CAPACITORS for ONE LAMP

Locke#

- P2184** MH50XQKIT Pulse or Standard 50w Quad-tap MH 120/208/240/277v  
**P2187** MH70XQKIT Pulse or Standard 70w MH 120/208/240/277v  
**P2186** MH100XQKIT Pulse or Standard 100w MH 120/208/240/277v  
**P2384** MH150X-QKIT Pulse or Standard 150w MH 120/208/240/277v

## METAL HALIDE/MERCURY LAMP BALLASTS

CORE AND BALLAST REPLACEMENT KITS WITH CAPACITORS for ONE LAMP

Locke#

- P6557** MH175APKIT Standard 175w MH 120/208/240/277/480v  
**P1987** MH250APKIT Standard 250w MH 120/208/240/277/480v  
**P1988** MH400APKIT Standard 400w MH 120/208/240/277/480v  
**P1989** MH1000APKIT Standard 1000w MH 120/208/240/277/480v  
**P1979** MH1500APKIT Standard 1500w MH 120/208/240/277/480v

## METAL HALIDE/MERCURY PULSE LAMP BALLASTS

CORE AND BALLAST REPLACEMENT KITS WITH CAPACITORS for ONE LAMP

Locke#

- P2384** MH150X-QKIT Pulse or Standard 150w MH 120/208/240/277v  
**P2380** MPS175APKIT Pulse 175w MH 120/208/240/277/480v  
**P2381** MPS200APKIT Pulse 200w MH 120/208/240/277/480v  
**P2382** MPS250APKIT Pulse 250w MH 120/208/240/277/480v  
**P2185** MPS320APKIT Pulse 320w MH 120/208/240/277/480v  
**P2387** MPS350APKIT Pulse 350w MH 120/208/240/277/480v  
**P2383** MPS400APKIT Pulse 400w MH 120/208/240/277/480v

P | ELECTRIC