

CONCORD

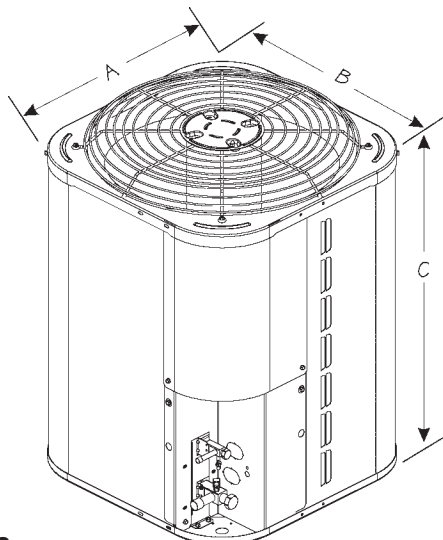
Quality heating and cooling products

13 SEER NITROGEN CHARGED SPLIT SYSTEM AIR CONDITIONER

MUST BE FIELD CHARGED WITH R22

Features and Benefits

- Nitrogen charged for replacement of R22 components only
- High-quality condenser coil with copper tubing and enhanced louvered fin for maximum heat transfer capacity
- Top discharge directs hot air away from living area and shrubbery
- All units factory run tested
- Available with wire guard coil protection
- Easy access to electrical panels
- Corner mounted service valves for easy hook-up and service
- All units UL and ULC approved



Unit Dimensions & Sound Ratings

Locke#	Model	Dimensions			Sound Ratings (dBA)
		A - width (in.)	B - depth (in.)	C - height (in.)	
L8144	13ACD018	24.25	24.25	25.25	76
L8145	13ACD024	24.25	24.25	25.25	76
L8146	13ACD030	24.25	24.25	33.25	76
L8147	13ACD036	24.25	24.25	33.25	76
L8157	13ACD042	28.25	28.25	29.25	79
L8148	13ACD048	28.25	28.25	37.25	79
L8149	13ACD060	28.25	28.25	33.25	79

Specifications

Locke#	Model	Ton	Voltage/Hz/Phase	Voltage Range	Min. Circuit (Amps)	Max. Fuse (Amps)	Compressor		Outdoor Fan Motor			Field Supplied R22 Charge (oz.)	Shipping Weight (lbs)
							Rated Load (Amps)	Locked Rotor (Amps)	Full Load (Amps)	Rated HP	Nom. RPM		
L8144	13ACD018	1.5	208-230/60/1	197-253	10.4	15	7.7	40	0.7	1/10	1075	61	117
L8145	13ACD024	2	208-230/60/1	197-253	13.7	20	10.4	54	0.7	1/10	1075	67	118
L8146	13ACD030	2.5	208-230/60/1	197-253	18.8	30	14.1	67	1.1	1/5	1075	77	136
L8147	13ACD036	3	208-230/60/1	197-253	19.1	30	14.4	77	1.1	1/5	1075	92	136
L8157	13ACD042	3.5	208-230/60/1	197-253	25.7	40	19.2	104	1.7	1/4	825	102	165
L8148	13ACD048	4	208-230/60/1	197-253	25.7	40	19.2	97	1.7	1/4	825	120	184
L8149	13ACD060	5	208-230/60/1	197-253	33.3	60	26.1	141	1.7	1/4	825	160	206

HVAC

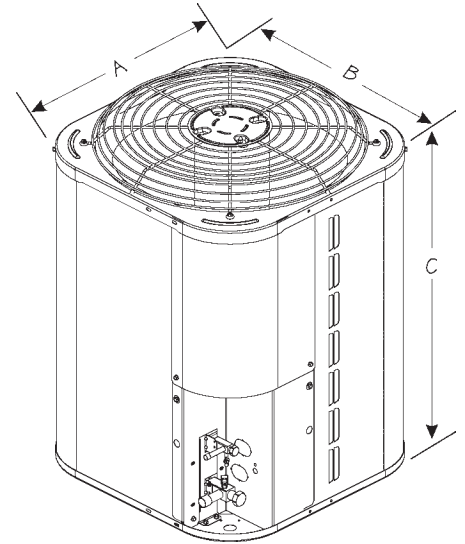

CONCORD

Quality heating and cooling products

14 SEER R410A SPLIT SYSTEM AIR CONDITIONER 208/230v Single Phase

Features and Benefits

- R410A Refrigerant
- Durable compressors with internal pressure relief valves and inherent thermal protection
- High-quality condenser coil with copper tubing and enhanced louvered fin for maximum heat transfer capacity
- Top discharge directs hot air and sound away from living area and shrubbery
- All units are factory run tested
- Available with louvered panel coil protection
- Easy access to electrical panels, prewired for easy hook-up to internal components
- 45-degree service valves for easy hook-up and service
- Liquid line filter drier shipped loose
- All units UL and ULC approved and AHRI listed
- Charged for 15 feet of interconnecting tubing



Specifications

14SEER		Air Conditioning 4AC14L						
Locke#		L8195	L8196	L8197	L8198	L8199	L8200	L8201
Model#		4AC14L18P	4AC14L24P	4AC14L30P	4AC14L36P	4AC14L42P	4AC14L48P	4AC14L60P
Tonnage		1.5	2	2.5	3	3.5	4	5
Volts/Hz/Phase		208-230/60/1	208-230/60/1	208-230/60/1	208-230/60/1	208-230/60/1	208-230/60/1	208-230/60/1
Voltage Range		197-253	197-253	197-253	197-253	197-253	197-253	197-253
Minimum Amps		12	17.9	17.2	18.7	24.1	29	34.8
Maximum Amps		20	30	30	30	40	50	60
Refrigerant	Liquid Connection O.D. (inch)	3/8"	3/8"	3/8"	3/8"	3/8"	3/8"	3/8"
	Suction Connection O.D. (inch)	3/4	3/4	3/4	7/8	7/8	7/8	1-1/8
Dimensions	A	24.25	28.25	28.25	28.25	28.25	28.25	32.25
	B	24.25	28.25	28.25	28.25	28.25	28.25	32.25
	C	28.5	32.5	36.5	36.5	28.5	36.5	32.5
Compressor	Rated Load (Amps)	9	13.4	12.9	14.1	17.9	21.8	26.4
	Locked Rotor (Amps)	48	58	64	77	112	117	134

A/C Condensing Units

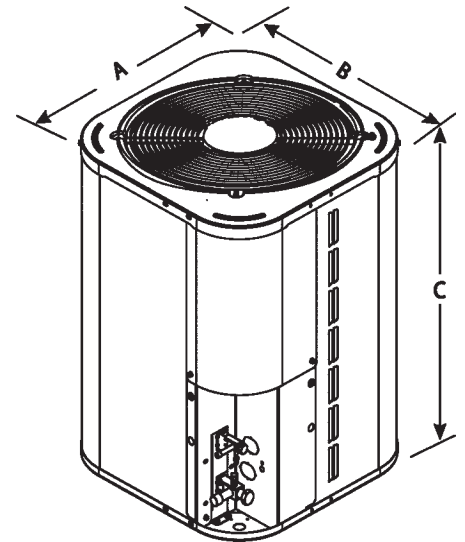
CONCORD

Quality heating and cooling products

13 SEER R410A CONDENSERS 208/230v Single Phase

Features and Benefits

- R410a Refrigerant
- High-quality condenser coil with copper tubing and enhanced louvered fin for maximum heat transfer capacity
- Top discharge directs hot air away from living area and shrubbery
- All units factory run tested
- Easy access to electrical panels
- Hinged control panel allows easy access for testing internal components
- 45-degree service valves for easy hook-up and service
- Liquid line filter drier in every unit (factory installed)
- Charged for 15 feet of interconnecting tubing
- All units ETL, ETLC approved and ARI listed
- Warranties:
5 year compressor
5 year parts



Specifications

13SEER		Air Conditioning 4AC13						
Locke#		L8127	L8128	L8129	L8130	L8131	L8132	L8133
Model#		4AC13L18P	4AC13L24P	4AC13L30P	4AC13L36P	4AC13L42P	4AC13L48P	4AC13L60P
Tonnage		1.5	2	2.5	3	3.5	4	5
Volts/Hz/Phase		208-230/60/1	208-230/60/1	208-230/60/1	208-230/60/1	208-230/60/1	208-230/60/1	208-230/60/1
Voltage Range		197-253	197-253	197-253	197-253	197-253	197-253	197-253
Minimum Amps		11.9	17.5	16.7	18.7	23.5	28.3	34.2
Maximum Amps		20	25	25	30	35	40	50
Refrigerant	Liquid O.D. (inch)	3/8	3/8	3/8	3/8	3/8	3/8	3/8
	Suction O.D. (inch)	3/4	3/4	3/4	3/4	7/8	7/8	1 1/8
Dimensions	A	22½	22½	30	30	30	30	30
	B	22½	22½	30	30	30	30	30
	C	25	25	25	29	37	29	33
Weight lbs.		139	140	179	187	229	238	256

HVAC

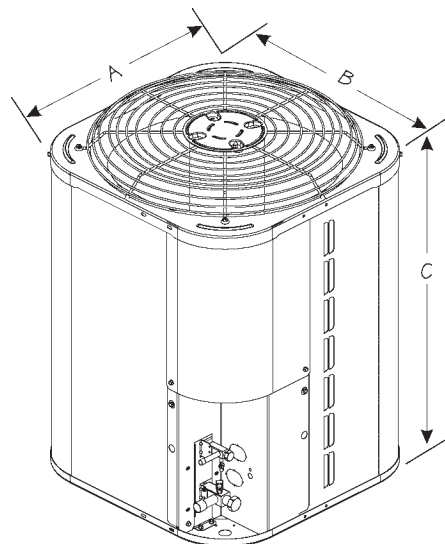

CONCORD

Quality heating and cooling products

14 SEER R410A SPLIT SYSTEM HEAT PUMP 208/230v Single Phase

Features and Benefits

- R410A Refrigerant
- High-quality condenser coil with copper tubing and enhanced louvered fin for maximum heat transfer capacity
- Top discharge directs hot air and sound away from living area and shrubbery
- All units run tested
- Available with louvered panel coil production
- Easy access to electrical panels, pre-wired for easy hook-up
- Bidirectional liquid line filter drier factory installed
- Discharge muffler for quiet operation
- Reliable, solid state defrost control
- Defrost control is Quiet Shift™ capable
- Low pressure switch factory installed for loss of charge protection
- Integrated control with LED diagnostics
- Short cycle protection factory installed
- All units UL and ULC approved and AHRI listed
- Charged for 15 feet of interconnecting tubing



Specifications

14SEER		Heat Pump 4HP14L						
Locke#	L8181	L8182	L8183	L8184	L8185	L8186	L8187	
Model#	4HP14L18P	4HP14L24P	4HP14L30P	4HP14L36P	4HP14L42P	4HP14L48P	4HP14L60P	
Tonnage	1.5	2	2.5	3	3.5	4	5	
Volts/Hz/Phase	208-230/60/1	208-230/60/1	208-230/60/1	208-230/60/1	208-230/60/1	208-230/60/1	208-230/60/1	
Voltage Range	197-253	197-253	197-253	197-253	197-253	197-253	197-253	
Minimum Amps	11.9	17.5	17	19.4	24.2	29	34.8	
Maximum Amps	20	30	30	30	40	50	60	
Refrigerant	Liquid Connection O.D. (inch)	3/8"	3/8"	3/8"	3/8"	3/8"	3/8"	
	Vapor Connection O.D. (inch)	3/4	3/4	3/4	3/4	7/8	7/8	
Dimensions	A	24.25	24.25	24.25	32.25	32.25	32.25	
	B	24.25	24.25	24.25	32.25	32.25	32.25	
	C	28.5	28.5	32.5	28.5	36.5	36.5	

CONCORD

Quality heating and cooling products

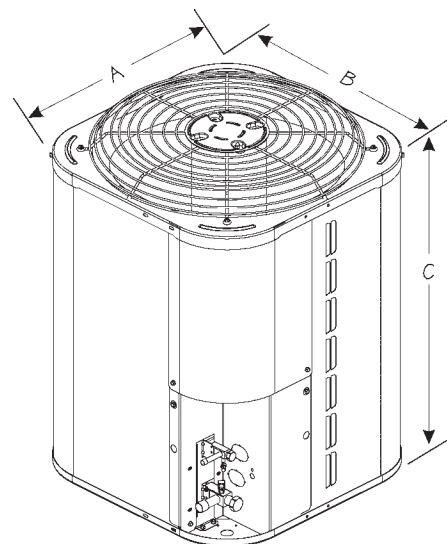
13 SEER HEAT PUMP 4HP13 208/230v Single Phase

Features and Benefits

- High-quality condenser coil with copper tubing and enhanced louvered fin for maximum heat transfer capacity
- Top discharge directs hot air and sound away from living area and shrubbery
- All units run tested
- Available with louvered panel or wire guard coil protection option
- Easy access to electrical panels, pre-wired for easy hook-up
- Hinged control panel allows simple access to internal components
- Bidirectional liquid line filter drier factory installed
- Discharge muffler for quiet operation
- Reliable, solid state time/ temperature defrost control, with field selectable 30/60/90 minute intervals
- Defrost control is Quiet Shift capable
- Low pressure switch factory installed for loss of charge protection
- Integrated control with LED diagnostics
- Short cycle protection factory installed
- All units ETL, ETLC approved and ARI listed
- Charged for 15 feet of interconnecting tubing
- 10 year limited parts warranty available



R410A Refrigerant



Specifications

13SEER		Heat Pump 4HP13					
Locke#	L8137	L8138	L8139	L8140	L8141	L8142	L8143
Model#	4HP13L18P	4HP13L24P	4HP13L30P	4HP13L36P	4HP13L42P	4HP13L48P	4HP13L60P
Tonnage	1.5	2	2.5	3	3.5	4	5
Volts/Hz/Phase	208-230/60/1	208-230/60/1	208-230/60/1	208-230/60/1	208-230/60/1	208-230/60/1	208-230/60/1
Voltage Range	197/253	197/253	197/253	197/253	197/253	197/253	197/253
Minimum Amps	11.9	11.1	14.4	19.6	20.2	25.1	26.7
Maximum Amps	20	15	20	30	30	35	40
Refrigerant	Liquid Connection O.D. (inch)	3/8	3/8	3/8	3/8	3/8	3/8
	Vapor Connection O.D. (inch)	3/4	3/4	3/4	3/4	7/8	1 1/8
Dimensions	A	30	30	30	30	30	30
	B	30	30	30	30	30	30
	C	33¾	33¾	37¾	25¾	25¾	37¾
Weight lbs.	166	185	203	208	229	277	279

HVAC

CONCORD

Quality heating and cooling products

80% Efficiency Gas Furnaces Upflow / Horizontal 80G1UH

HEAT EXCHANGER DESIGN

- Aluminized steel tapered crimped no-weld clam shell heat exchanger

CABINET DESIGN

- Compact 33" height
- Standardized widths for easy coil fit

AIR DELIVERY SYSTEM

- Multi-speed PSC blower motor
- Easily removable slide out blower design

CONTROLS

- Single stage gas valve
- Self diagnostics saving last 5 fault codes regardless of power interruption

INSTALLATION FEATURES

- Left or right utility connections
- Removable floor base for bottom return air

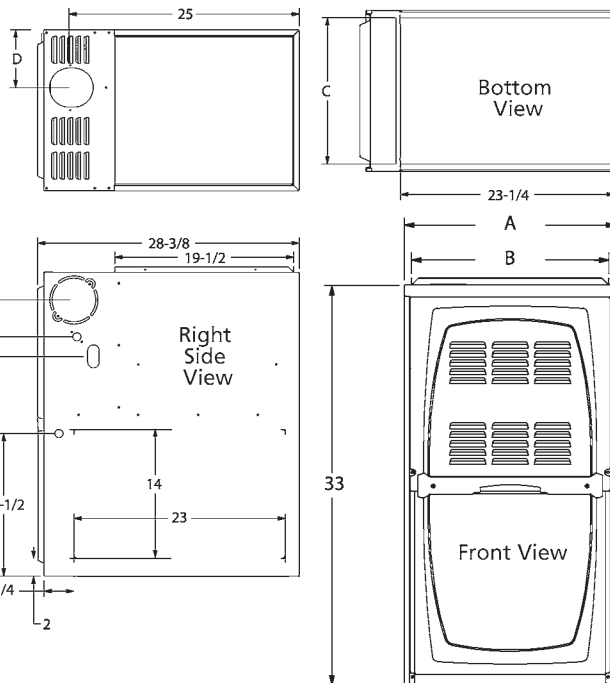
WARRANTY

- 10 year limited parts warranty / lifetime heat exchanger warranty available. See limited warranty document for details.



DIMENSIONS

Locke#	A	B	C	D
L8210	14½"	13⅝"	13"	4¾"
L8211				
L8212	17½"	16⅝"	16"	6¼"
L8213				
L8214	21"	19⅝"	19½"	8"
L8215				
L8216	24½"	23⅝"	23"	9¼"



HVAC

SPECIFICATIONS

Locke#	Model#	Input (BTUH)	Output (BTUH)	AFUE	Nominal Cooling Capacity	Gas Inlet	Volts/Hz/Phase	Min. Time delay Breaker or Fuse	Nominal F.L.A.	Trans. (V.A.)	Weight (lbs.)	Motor HP
L8210	80G1UH045AP12	44,000	35,200	80%	2-3	½"	120/60/1	15	6.1	40	110	1/3
L8211	80G1UH070AP12	66,000	52,800	80%	2-3	½"	120/60/1	15	6.1	40	119	1/3
L8212	80G1UH090BP12	88,000	70,400	80%	2-3	½"	120/60/1	15	6.1	40	131	1/3
L8213	80G1UH090BP16	88,000	70,400	80%	3-4	½"	120/60/1	15	8.2	40	183	1/2
L8214	80G1UH110CP16	110,000	88,000	80%	3-4	½"	120/60/1	15	8.2	40	151	1/2
L8215	80G1UH110CP20	110,000	88,000	80%	4-5	½"	120/60/1	15	10	40	161	3/4
L8216	80G1UH135DP20	132,000	105,600	80%	4-5	½"	120/60/1	15	10	40	174	3/4

CONCORD

Quality heating and cooling products

80% Efficiency Gas Furnaces Downflow 80G1DF



DIMENSIONS

Locke#	A	B	C	D
L8217	14½"	13¾"	13"	4¾"
L8218				
L8219	17½"	16¾"	16"	6¼"
L8220	21"	19¾"	19½"	8"

HEAT EXCHANGER DESIGN

- Aluminized steel tapered crimped no-weld clam shell heat exchanger

CABINET DESIGN

- Compact 33" height
- Standardized widths for easy coil fit

AIR DELIVERY SYSTEM

- Multi-speed PSC blower motor
- Easily removable slide out blower design

CONTROLS

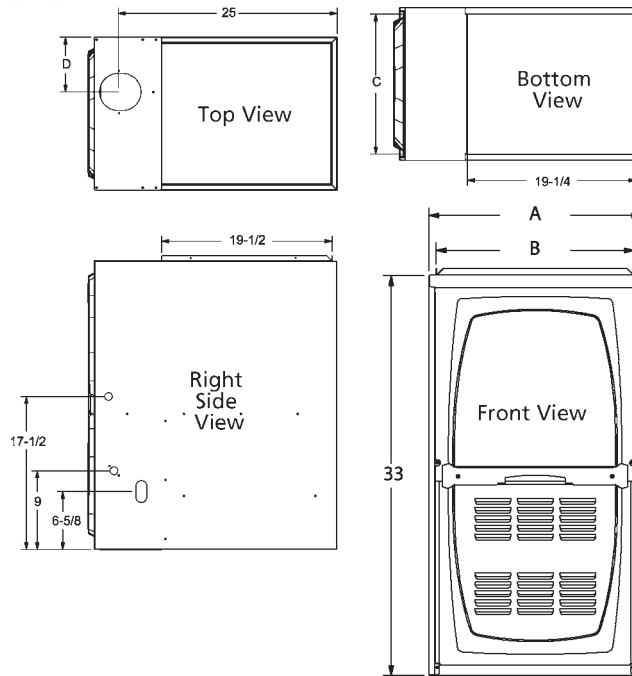
- Single stage gas valve
- Self diagnostics saving last 5 fault codes regardless of power interruption

INSTALLATION FEATURES

- Left or right utility connections
- "L" designated models comply with California's South Coast Air Quality Management district Low NOx requirements
- Removable floor base for bottom return air

WARRANTY

- 10 year limited parts warranty / lifetime heat exchanger warranty available. See limited warranty document for details.



HVAC

SPECIFICATIONS

Locke#	Model#	Input (BTUH)	Output (BTUH)	AFUE	Nominal Cooling Capacity	Gas Inlet	Volts/Hz/Phase	Min. Time delay Breaker or Fuse	Nominal F.L.A.	Trans. (V.A.)	Weight (lbs.)	Motor HP
L8217	80G1DF045BP12	44,000	35,200	80%	2-3	½"	120/60/1	15	6.1	40	112	1/3
L8218	80G1DF070BP12	66,000	52,800	80%	2-3	½"	120/60/1	15	6.1	40	121	1/3
L8219	80G1DF090CP16	88,000	70,400	80%	3-4	½"	120/60/1	15	8.2	40	140	1/2
L8220	80G1DF110CP20	110,000	88,000	80%	4-5	½"	120/60/1	15	10	40	163	3/4

92% UPFLOW / HOr iz Ont aL Sing Le Stage gaS FUR naCe

CONCORD

Quality heating and cooling products

92% Efficiency 1 Stage Gas Furnaces Upflow / Horizontal 92G1UH

HEAT EXCHANGER DESIGN

- Aluminized steel primary heat exchanger with crimped no weld construction
- AL 29-4C Stainless steel secondary heat exchanger

CABINET DESIGN

- Compact 33" height
- Standardized widths for easy coil fit

AIR DELIVERY SYSTEM

- Multi-speed PSC blower motor
- Easily removable slide out blower design

CONTROLS

- Single stage gas valve
- Self diagnostics saves last 5 fault codes regardless of power interruption

INSTALLATION FEATURES

- Left or right utility connection
- Design certified for direct and non-direct vent applications
- Zero step horizontal conversion

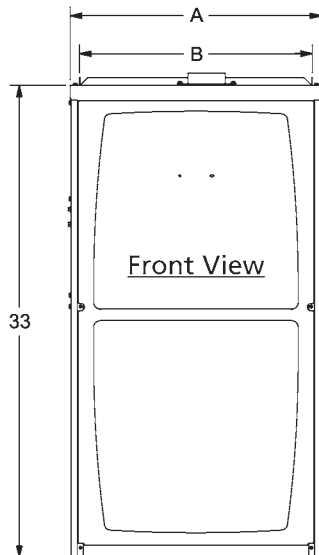
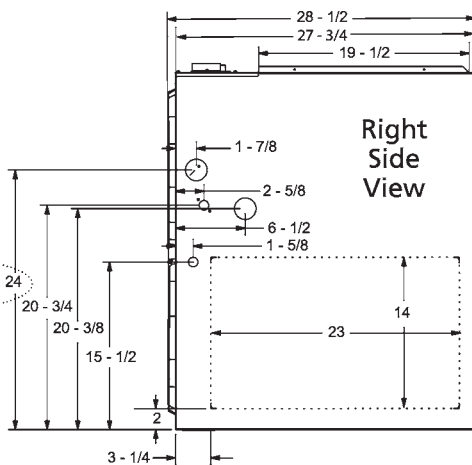
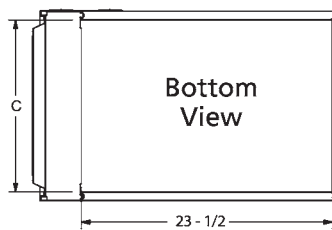
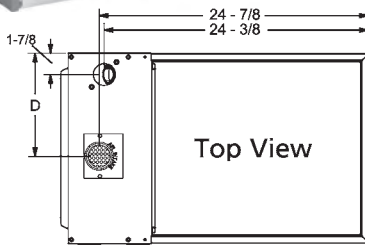
WARRANTY

- 10 year limited parts warranty / lifetime heat exchanger warranty available. See limited warranty document for details.



DIMENSIONS

Locke#	A	B	C	D
L8221	17½"	16¾"	16"	7¾"
L8222	17½"	16¾"	16"	7¾"
L8223	21"	19¾"	19½"	9¾"
L8224	21"	19¾"	19½"	9¾"
L8225	21"	19¾"	19½"	9¾"
L8226	24½"	23¾"	23"	11½"



SPECIFICATIONS

Locke#	Model#	Input (BTUH)	Output (BTUH)	AFUE	Nominal Cooling Capacity	Gas Inlet	Volts/Hz/Phase	Min. Time delay Breaker or Fuse	Nominal F.L.A.	Trans. (V.A.)	Weight (lbs.)	Motor HP
L8221	92G1UH045BP12	44,000	42,000	92%	2.5-3	½"	120/60/1	15	6.1	40	122	1/3
L8222	92G1UH070BP12	66,000	61,000	92%	2.5-3	½"	120/60/1	15	6.1	40	127	1/3
L8223	92G1UH090CP12	88,000	83,000	92%	2-3	½"	120/60/1	15	6.1	40	143	1/3
L8224	92G1UH090CP16	88,000	83,000	92%	3-4	½"	120/60/1	15	8.2	40	146	1/2
L8225	92G1UH110CP20	110,000	104,000	92%	4-5	½"	120/60/1	15	10	40	161	3/4
L8226	92G1UH135DP20	135,000	124,000	92%	4-5	½"	120/60/1	15	10	40	178	3/4



HVAC

92% Downflow Single Stage gas furnace

CONCORD

Quality heating and cooling products

92% Efficiency 1 Stage Gas Furnaces Downflow 92G1DF

HEAT EXCHANGER DESIGN

- Aluminized steel primary heat exchanger with crimped no weld construction
- AL 29-4C Stainless steel secondary heat exchanger

CABINET DESIGN

- Compact 33" height
- Standardized widths for easy coil fit

AIR DELIVERY SYSTEM

- Multi-speed PSC blower motor
- Easily removable slide out blower design

CONTROLS

- Single stage gas valve
- Self diagnostics saves last 5 fault codes regardless of power interruption

INSTALLATION FEATURES

- Left or right utility connection
- Design certified for direct and non-direct vent applications
- Zero step horizontal conversion

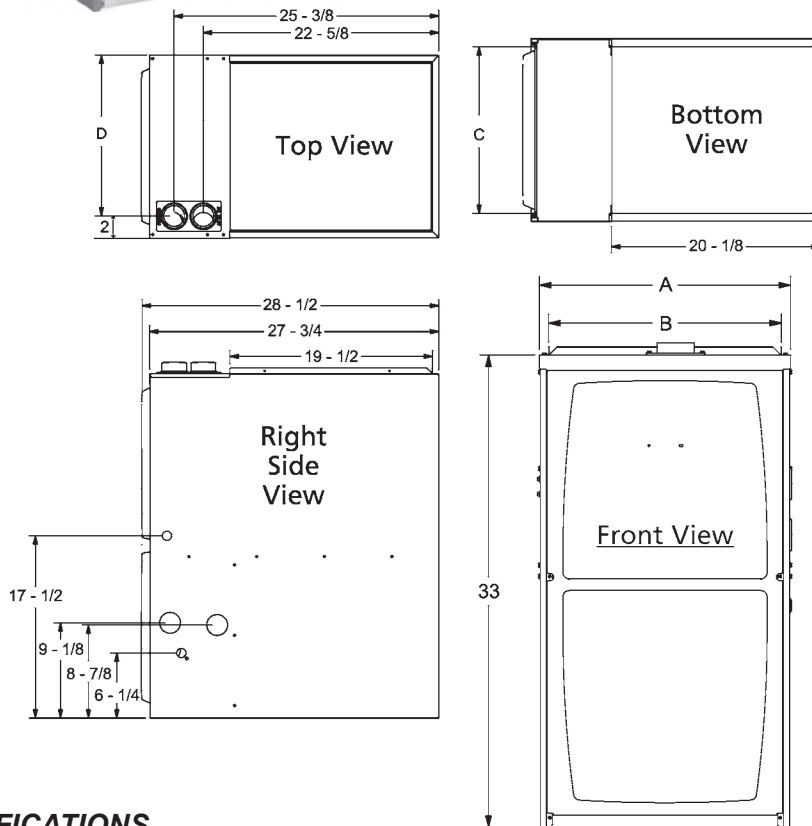
WARRANTY

- 10 year limited parts warranty / lifetime heat exchanger warranty available. See limited warranty document for details.



DIMENSIONS

Locke#	A	B	C	D
L8227	17½"	16⅝"	16"	15½"
L8228	17½"	16⅝"	16"	15½"
L8229	21"	19⅞"	19½"	19"
L8230	21"	19⅞"	19½"	19"



SPECIFICATIONS

Locke#	Model#	Input (BTUH)	Output (BTUH)	AFUE	Nominal Cooling Capacity	Gas Inlet	Volts/Hz/Phase	Min. Time delay Breaker or Fuse	Nominal F.L.A.	Trans. (V.A.)	Weight (lbs.)	Motor HP
L8227	92G1DF045BP12	44,000	42,000	92%	2.5-3	½"	120/60/1	15	6.1	40	124	1/3
L8228	92G1DF070BP12	66,000	62,000	92%	2.5-3	½"	120/60/1	15	6.1	40	129	1/3
L8229	92G1DF090CP16	88,000	84,000	92%	3-4	½"	120/60/1	15	8.2	40	147	1/2
L8230	92G1DF110CP20	110,000	104,000	92%	4-5	½"	120/60/1	15	11.5	40	162	1



HVAC

CONCORD

Quality heating and cooling products

95% Modulating Variable Speed Gas Furnace Downflow 95G1DF



HEAT EXCHANGER DESIGN

- Aluminized steel design primary heat exchanger with crimped no weld construction
- AL 29-4C stainless steel secondary heat exchanger

CABINET DESIGN

- Compact 33" height
- Standardized widths for easy coil fit

AIR DELIVERY SYSTEM

- ECM™ variable speed blower motor
- Easily removable slide out blower design

CONTROLS

- Modulating gas valve
- Self diagnostics saves last 10 fault codes regardless of power interruption

VENTING

- Category 4 direct vent appliance

INSTALLATION FEATURES

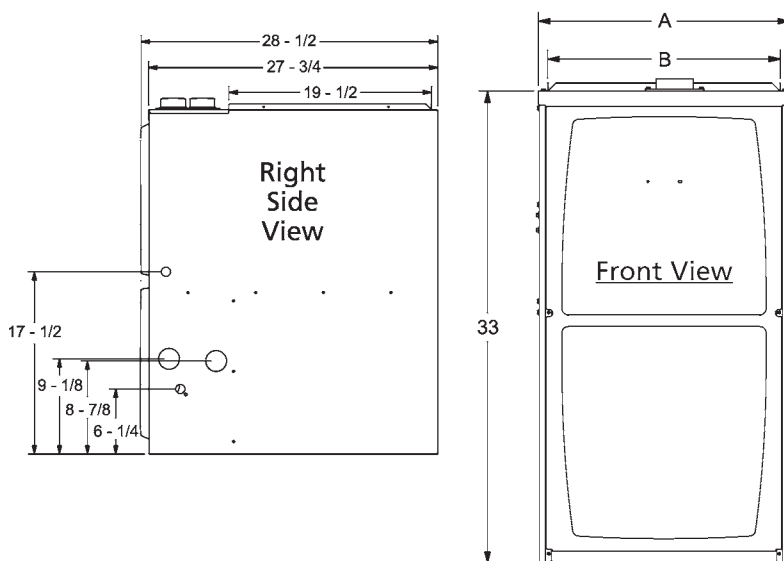
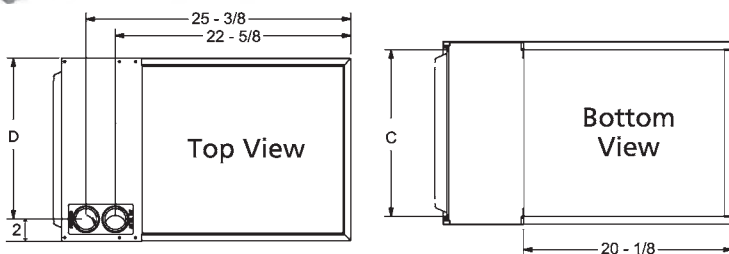
- Left or right utility connections
- Zero step horizontal conversion

WARRANTY

- 10 year limited parts warranty / lifetime heat exchanger warranty available. See limited warranty document for details.

DIMENSIONS

Locke#	A	B	C	D
L8231	17½"	16⅝"	16"	15½"
L8232	17½"	16⅝"	16"	15½"
L8233	21"	19⅞"	19½"	19"
L8234	21"	19⅞"	19½"	19"



SPECIFICATIONS

Locke#	Model#	Input (BTUH)	Output (BTUH)	AFUE	Nominal Cooling Capacity	Gas Inlet	Volts/Hz/Phase	Min. Time delay Breaker or Fuse	Nominal F.L.A.	Trans. (V.A.)	Weight (lbs.)	Motor HP
L8231	95G1DF045BP12	44,000	42,000	95%	2-3	½"	120/60/1	15	6.1	40	125	1/3
L8232	95G1DF070BP12	66,000	64,000	95%	2-3	½"	120/60/1	15	6.1	40	131	1/3
L8233	95G1DF090CP20	88,000	85,000	95%	4-5	½"	120/60/1	20	11.5	40	150	1
L8234	95G1DF110CP20	110,000	106,000	95%	4-5	½"	120/60/1	20	11.5	40	165	1