

# MOUNTING & SUSPENSION

## WAL-RICH SAMMY SCREW WOOD

*Threaded Rod Anchor for Wood*



Locke#	Part #	Description
M3125	2440001	Sammy Screw Straight For <b>Wood</b> 1" Short Pattern
M3126	2440002	Sammy Screw Straight For <b>Wood</b> 2" Gst-20
M3127	2440003	Sammy Screw 1" <b>Wood</b> Angle Sidewinder
M3128	2440004	Sammy Screw 2½" <b>Wood</b> Angle Sidewinder

## WAL-RICH SAMMY SCREW STEEL

*Threaded Rod Anchor for Steel*



Locke#	Part #	Description
M3129	2440006	Sammy Screw Straight For <b>Steel</b> 1" Dst-10
M3130	2440008	Sammy Screw Angle For <b>Steel</b> 1¼" Swdr516
M3131	2440010	Sammy-Tek-Screw For <b>Steel</b> 1½" Tek-50

## WAL-RICH SAMMY SCREW CONCRETE

*Threaded Rod Anchor for Concrete*



Locke#	Part #	Description
M3132	2440012	Sammy Screw Straight For <b>Concrete</b> 1½" Cst-20
M3133	2440014	Sammy Screw Angle For <b>Concrete</b> 2½" Swg-25-380

## WAL-RICH SAMMY-SCREW DRIVER



Locke#	Part #	Description
T1760	2440102	Sammy-Screw Nut Driver
T1761	2440104	Sammy-Screw Side Winder Driver

## WAL-RICH TAPCON SCREWS



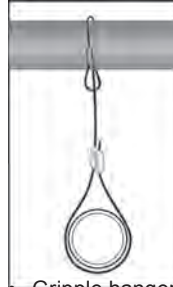
Locke#	Part #	Description
M3134	1333002	¼" Tapcon Screws 1¼"
M3135	1333004	¼" Tapcon Screws 1¾"
M3136	1333006	¼" Tapcon Screws 2¾"

## WAL-RICH WOOD-TO-METAL



Locke#	Part #	Description
M3137	1333050	Wood-To-Metal 10-24 X 1 7/16"

## GRIPPLE GRIPPLE HANGERS



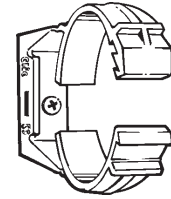
- Gripple hangers are the versatile way to suspend static loads.
- Their time saving qualities have been shown to reduce installation by up to 6 times compared to threaded rod, chain, hanger strap, or other loose cable systems.

Gripple hangers incorporate a length of pre-cut cable with a pre-fabricated end fixing for maximum speed, efficiency and safety.

- Their lightness is a major safety improvement, both in terms of carrying and storing the product easily on site and in reducing accident risk in aerial situations caused by falling materials.
- They allow the installer to position the hangers vertically or at an angle to the suspended object.
- Gripple hangers are manufactured to ISO 9002 standards and carry certificates from the following agencies: UL, SMACNA and ETL Intertek.

Locke#	Part #	Description
L7260	HF02-15FT	15" Gripple hanger


## CLIC®/Strutcatcher™ CLIC STRAPS & ACCESSORIES



Locke#	Part #	Description
P4218	CLIC 32	Clic strap 1" PVC

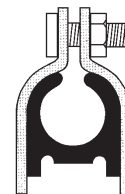


## CONDUIT HW-TW HANGERS



Locke#	Part #	Description
P0495	800B	½" HW-TW con. hang.
P0496	801B	¾" HW-TW con. hang.
P0497	802B	1" HW-TW con. hang.
P0498	803B	1¼" TW con. hang.
P0499	804B	1¼"-1½" HW hang.
P0503	805B	1½" HW con. hang.
P0500	806B	2" HW-TW con. hang.
P0501	807B	2½" H-TW con. hang.
P0502	808B	3" HW-TW con. hang.
P2358	810B	4" HW-TW con. hang.

## HAYDON STRUT CLAMP WITH CUSHION

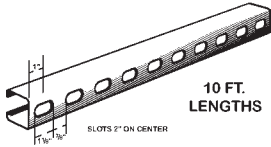


Locke#	Part #	Description
P8090	74605	3/8" O.D. Strut clamp
P8094	74627	7/8" O.D. Strut clamp

**Thank You  
For Your  
Business!**

# MOUNTING & SUSPENSION

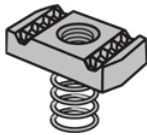
## HAYDON® 1 5/8" STRUT CHANNEL SERIES 10' LENGTH



NOTE: For beam load capacity, use 85% of load chart.

Locke#	Section Dimen.	Material Thickness	per 100Ft.
P1990	1 5/8" x 1 5/8"	.105	185 lbs.
P1991	1 5/8" x 3/8"	.075	79 lbs.

## HAYDON® 1 5/8" SPRING NUT



Locke#

P1999	1/4" x 1 5/8" Spring Nut
P3216	3/8" x 1 5/8" Spring Nut
P3217	1/2" x 1 5/8" Spring Nut

## HAYDON® STRUT NUTS

without SPRING



Locke#

P3230	1/4" x 20 Nut
P3231	5/8" x 16 Nut
P3232	1/2" x 13 Nut

## Thomas&Betts NYLON CONE NUT

TOP  
RETAINER



Locke#

P3218	1/4" Retainer Strut Nut
P3219	3/8" Retainer Strut Nut

## L.H. Dottie Company HEX HEAD CAP SCREWS



Locke#

P3221	1/4"x1" Hex head cap screw
P3222	3/8"x1" Hex head cap screw
P3223	1/2"x1 5/16" Hex head cap screw

## Metallics Inc. STEEL COUPLER NUT

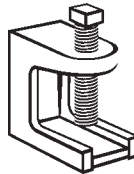


Locke#

P3226	1/4" Steel Coupler Nut
P3227	3/8" Steel Coupler Nut
P3228	1/2" Steel Coupler Nut



## BEAM CLAMP MALLEABLE IRON



Locke#

P3448	BC25	1/4" Beam Clamp
P5338	BC38	3/8" Beam Clamp

## ENGINEERED PRODUCTS CO. SINGLE JACK CHAIN

PLATED  
Priced per 100 Ft.

Locke#	Gauge	Wt. per 100'	Wkg. Load	Unit
P1915	12	9 Lb.	29 Lb.	100'


## ENGINEERED PRODUCTS CO. 1" S-HOOKS



Locke#

P1916	1" "S" Hook
-------	-------------

## ERICO® STRUT NUT



Locke#

P4121	1/4" Slick Strut Nut
P4122	3/8" Slick Strut Nut

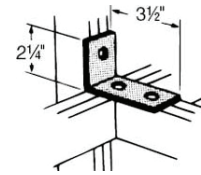
## Thomas&Betts ALL THREAD ROD



Locke#

P1992	1/4"x10' Plated All Thread Rod
P3224	3/8"x10' Plated All Thread Rod
P3225	1/2"x10' Plated All Thread Rod

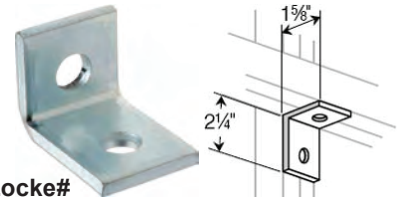
## Thomas&Betts PLATE FITTINGS 90° ANGLE



Locke#

P3229	AB204	1/4" x 3/2" 90° Angle
-------	-------	-----------------------

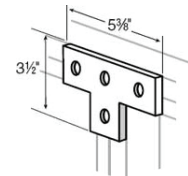
## Thomas&Betts PLATE FITTINGS 90° ANGLE



Locke#

P3236	AB201	1 5/8" x 2 1/4" 90° Angle
-------	-------	---------------------------

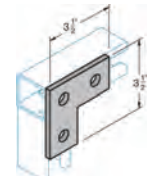
## Thomas&Betts FLAT PLATE "T" FITTING



Locke#

P3233	AB220	Flat Plate "T" Fitting
-------	-------	------------------------

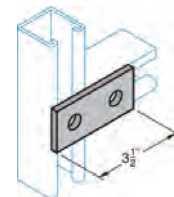
## HAYDON® FLAT PLATE 90° FITTING



Locke#

P3234	F210	Flat Plate 90° Fitting
-------	------	------------------------

## HAYDON® FLAT PLATE STRAIGHT FITTING



Locke#

P3235	F203	Flat Plate Straight Fitting
-------	------	-----------------------------

# MOUNTING & SUSPENSION

## ERICO® UNIVERSAL C TYPE CLAMP (standard throat)



Ductile iron clamp, hardened steel cup point set screw and locknut.

**Locke#**

**M0822** 3/8" C Type Beam Clamp

## ERICO® MALLEABLE IRON CEILING FLANGE



Recommended for attachment to wood beams or ceiling. Black finish.

**Locke#**

**M3331** 3/8" Malleable Iron Ceiling Flange

**M3332** 1/2" Malleable Iron Ceiling Flange

## ERICO® STEEL SIDE BEAM BRACKET



Clip can be fastened to side of joist or wall to support hanger rod.

**Locke#**

**M3360** 3/8" Steel Side Beam Bracket

## ERICO® STANDARD BLACK RISER CLAMP



**Locke#**

**M3388** 1/2" Standard Riser Clamp

**M3389** 2" Standard Riser Clamp

**M3391** 3" Standard Riser Clamp

**M3393** 4" Standard Riser Clamp

**M3395** 6" Standard Riser Clamp

## ERICO® SPLIT RING STAND OFF HANGER



Recommended for non-insulated stationary pipe lines.

**Locke#**

For Malleable pipe

**M3350** 1/2" Split Pipe Clamp

**M3351** 3/4" Split Pipe Clamp

**M3352** 1" Split Pipe Clamp

**M3353** 1 1/4" Split Pipe Clamp

**M3354** 1 1/2" Split Pipe Clamp

**M3355** 2" Split Pipe Clamp

For copper pipe (Copper finish)

**M3340** 1/2" Copper split pipe clamp

**M3341** 3/4" Copper split pipe clamp

**M3342** 1" Copper split pipe clamp

**M3343** 1 1/4" Copper split pipe clamp

**M3344** 1 1/2" Copper split pipe clamp

**M3345** 2" Copper split pipe clamp

## ERICO® STANDARD BLACK CLEVIS HANGER



**Locke#**

**M3375** 6" Hanger with 3/4" mount hole

**M3376** 8" Hanger with 7/8" mount hole

## ERICO® ADJUSTABLE CARBON STEEL CLEVIS HANGER



Recommended for suspension of light loads, pipe or conduit.

**Locke#**

**M3301** 1/2" Hanger with 3/8" mount hole

**M3302** 3/4" Hanger with 3/8" mount hole

**M0823** 1" Hanger with 3/8" mount hole

**M0824** 1 1/4" Hanger with 3/8" mount hole

**M3305** 1 1/2" Hanger with 3/8" mount hole

**M0825** 2" Hanger with 3/8" mount hole

**M3307** 2 1/2" Hanger with 1/2" mount hole

**M3308** 3" Hanger with 1/2" mount hole

**M3310** 4" Hanger with 1/2" mount hole

For copper pipe (Copper finish)

**M3406** 3/4" Adjustable Clevis Hanger

**M3407** 1" Adjustable Clevis Hanger

**M3409** 1 1/2" Adjustable Clevis Hanger

**M3410** 2" Adjustable Clevis Hanger

## ERICO® ADJUSTABLE SWIVEL LOOP HANGER



Recommended for suspension of non-insulated, stationary pipes.

**Locke#**

**M3315** 1/2" Hanger with 3/8" mount hole

**M3316** 3/4" Hanger with 3/8" mount hole

**M3317** 1" Hanger with 3/8" mount hole

**M3318** 1 1/4" Hanger with 3/8" mount hole

**M3319** 1 1/2" Hanger with 3/8" mount hole

**M3320** 2" Hanger with 3/8" mount hole

**M3321** 2 1/2" Hanger with 1/2" mount hole

**M3323** 3" Hanger with 1/2" mount hole

For copper pipe (Copper finish)

**M3415** 1/2" & 3/4" Swivel Loop Hanger

**M3416** 1" Swivel Loop Hanger

**M3417** 1 1/4" Swivel Loop Hanger

**M3418** 1 1/2" Swivel Loop Hanger

**M3419** 2" Swivel Loop Hanger

M  
MISCELLANEOUS

# MOUNTING & SUSPENSION

IPS CORPORATION

**IPS**

## COMBINATION CLAMPS



- Each clamp fits two sizes of pipe
- Fits CTS copper, CPVC and PEX tubing
- Impact resistant to 0°F
- Max Temp: 160°F continuous
- Angled seat for additional stability with larger pipe sizes
- Job costs are reduced through reduced inventory

### Locke#

<b>R1960</b>	82864	1/2" & 3/4" Combination Half Clamp
<b>R1961</b>	82865	3/4" & 1" Combination Half Clamp
<b>R1962</b>	83015	1/2" & 3/4" 2-Holepipe Clamp Combination
<b>R1963</b>	82957	1/2" & 3/4" Combination Suspension Clamp
<b>R1964</b>	82972	1/2" & 3/4" Combination Insulator Clamp
<b>R1965</b>	82979	1/2" & 3/4" Combination Suspension/Insulator Clamp

**Sioux Chief**  
MANUFACTURING COMPANY, INC.  
A CHESTNUT COMPANY



## SUSPENSION CLAMP FOR CTS PIPING



**MATERIAL:** Super high impact polypropylene. Impact resistant to 0°F.

**SAFE WORKING LOAD:** 15 lb.

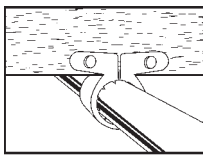
**MAX WORKING TEMP:** 140°F. Not for use on copper heat recirculating lines.

**SPECIFICATION:** Use where necessary to hang/secure CTS piping in residential or commercial applications.

**INSTALLATION:** Install with nail or screw to mounting surface. Can be used with metal or wood studs.



Install with screws to metal studs.



Install with nails or screws to wood studs.

### Locke#

<b>M1256</b>	557-2	1/2" Suspension Clamp
<b>M1257</b>	557-3	3/4" Suspension Clamp

**Oatey**

## PIPE CLAMP




### Locke#

<b>M0318</b>	1/2" Insulating Pipe Clamp
<b>M0319</b>	3/4" Insulating Pipe Clamp

**Sioux Chief**  
MANUFACTURING COMPANY, INC.  
A CHESTNUT COMPANY



## TUBE TALON



### Locke#

<b>M0114</b>	1/2" Tube Talon
<b>M0115</b>	3/4" Tube Talon

**Sioux Chief**  
MANUFACTURING COMPANY, INC.  
A CHESTNUT COMPANY



## UNIVERSAL SLIDER BRACKET



No Measuring. No soldering. No flame.

### Locke#

<b>M1310</b>	Universal Slider Bracket for 16" opening, spans 11"-19"
<b>M1311</b>	Universal Slider Bracket for 24" opening, spans 18"-26"
<b>M1314</b>	Universal Slider Bracket, bracket set <b>only</b> , spans 11"-19"
<b>M1315</b>	Universal Slider Bracket, bracket set <b>only</b> , spans 18"-26"
<b>M1316</b>	Universal Slider Bracket touch down channel clamp
<b>M1317</b>	Universal Slider Bracket touch down channel clamp set

**LSP**  
PRODUCTS GROUP

## BRACKET INSERTS



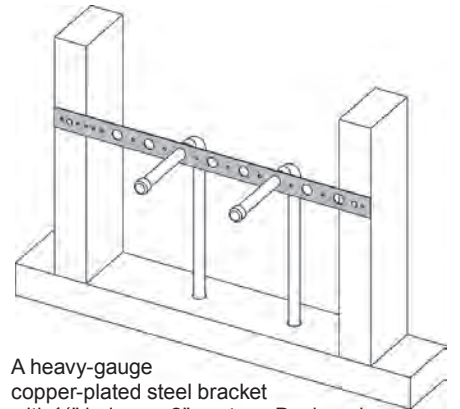
Fire retardant inserts that can be used as Metal Stud insulators.

### Locke#

<b>M1273</b>	404-R	1/2" Insert
<b>M1274</b>	405-R	3/4" Insert
<b>M1275</b>	406-R	1" Insert

**LSP**  
PRODUCTS GROUP

## 101 BRACKET



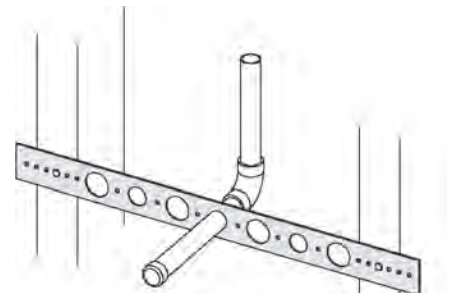
A heavy-gauge copper-plated steel bracket with 1/2" holes on 2" centers. Designed to position copper water supplies for sinks, lavatories, and other fixtures. Heat the pipe, not the bracket. Available in 20" and 26" length.

### Locke#

<b>M1259</b>	101-18	20" Length
--------------	--------	------------

**LSP**  
PRODUCTS GROUP

## 102 BRACKET



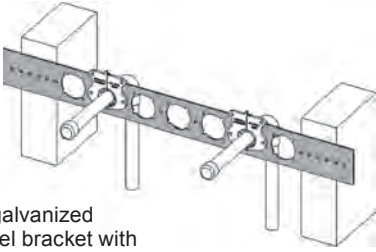
Copper plated steel bracket with alternate 3/4" and 1" holes, each size on 4" centers.

### Locke#

<b>M1262</b>	102-26	26" Length
--------------	--------	------------



## 103 PEX BRACKET



A galvanized steel bracket with 1 7/8" keyed holes on 2" centers. Positions 1/2", 3/4", or 1" Copper, PEX, CPVC pipe.

**Locke#**

**M1283** 103-18 20" Length



## 107 BRACKET



A heavy-gauge copper-plated steel bracket with holes on 2" centers to position 1/2" copper pipe and holes on 4" centers to position 3/4" and 1" copper pipes. This versatile bracket is designed to position copper water supplies for sinks, lavatories, and other fixtures. Heat the pipe, not the bracket. Available in 20" length.

**Locke#**

**M1308** 107-18 20" Length



## 108 BRACKET




A copper-plated steel bracket featuring rolled side edges, extruded holes, and holes on 2" centers to position 1/2" copper pipe and 4" centers to position 3/4" and 1" copper pipe. This versatile bracket is designed to position sinks, lavatories, flush valves, water heaters, and other fixtures. Heat the pipe, not the bracket. Available in 26" length.

**Locke#**

**M1266** 108-26 26" Length



## PEX BEND SUPPORT



This turn-out bend support is designed to work exclusively with our HOLDRITE® #103, #709, and #709-L brackets when installing either 1/2" or 3/8" PEX tubing. The #704 functions as an "insert" and maintains a smooth bend radius. This allows plumbers to maintain center-lines between the studs. Can be stacked.

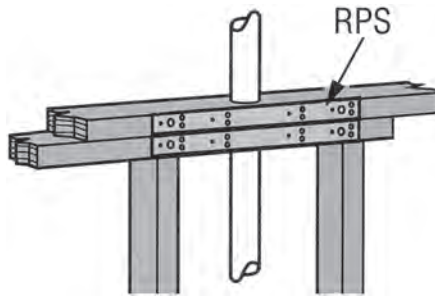
**Locke#**

**M1285** 704 For 1/2" or 3/8" PEX tubing

**M1286** 721 Galvanized bracket 3.38" x 2.75" with keyed hole. Integrates directly with #704



## RPS STRAP TIE

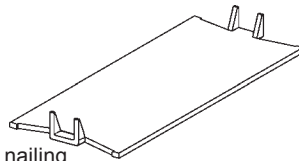


Meets IBC, IRC and UBC code requirements for electrical wiring and pipes in walls. Galvanized finish. 1 1/2" x 2 5/16"

**Locke#**

**M1304** RPS22 Strap Tie

## SELF NAILING STUD GUARD



- Self nailing
- Protects water piping, plastic DWV, electrical wire, phone line, etc. from nails or screws

**Locke#**

**M1303** 1 1/2"x3" Stud Guard, 16 gauge

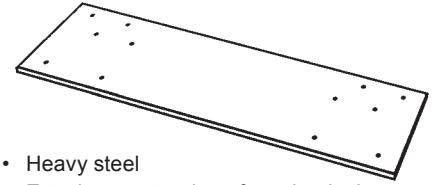
**M0001** 1 1/2"x5" Stud Guard, 16 gauge

**M0006** 1 1/2"x9" Stud Guard, 18 gauge

**M0012** 1 1/2"x24" Stud Guard, 18 gauge

**M1321** 3"x5", 16 gauge

## NAIL PLATE STRAP



- Heavy steel
- Extralong protection of mechanical runs.
- Nails or screws not included.

**Locke#**

**M0002** 1 1/2 x 9" 16 Gauge 4 Hole

**M0003** 1 1/2 x 12" 16 Gauge 4 Hole

**M0004** 1 1/2 x 18" 16 Gauge 4 Hole

**M0013** 1 1/2 x 18" 16 Gauge 8 Hole

**M0005** 5" x 8" 16 Gauge Boca 6 Hole

**M0007** 3" x 18" 16 Gauge 6 Hole

**M1320** 3" x 12" 16 Gauge FHA nail plate strap 6 Hole

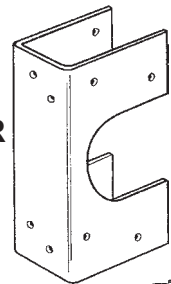
**M1299** 3.5" x 18" 16 Gauge 16 Hole

**M1322** 5" x 18" 16 Gauge 8 Hole

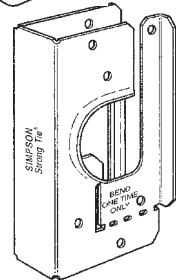
**M1323** 3" x 24" 16 Gauge 6 Hole

## STUD SHOE

REGULAR



HEAVY DUTY



Stud/joist reinforcement & pipe protection when drilling or notching for pipe runs. 18 gauge galvanized steel.

**Locke#**

**M1300** Single Stud Shoe

**M1301** Double Stud Shoe


**M1302** Triple Stud Shoe

**M1306** Single Stud Shoe Heavy Duty

**M1307** Double Stud Shoe Heavy Duty

**M1309** Triple Stud Shoe Heavy Duty

## HANGER STRAP



Galvanized  
Locke#

**M0090** 3/4" x 10' Perforated, 28 gauge

**M0091** 3/4" x 100' Perforated, 28 gauge

## -PASCO- PIPE STRAP



Locke#

**M0083** 1/2" Copper Pipe Strap, 2 hole

**M0084** 3/4" Copper Pipe Strap, 2 hole

**M3424** 1" Copper Pipe Strap, 2 hole

## TUBE NAILER

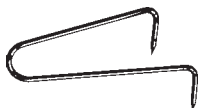


Locke#

**M0104** 1/2" Plastic coated/ Copper plate

**M0105** 3/4" Plastic coated/ Copper plate

## PIPE HOOK



Locke#

**M0061** 1/2" x 6" Steel Pipe Hook

**M0062** 3/4" x 6" Steel Pipe Hook

## MA-LINE NEOPRENE AIR TUBING



For use on furnaces, boilers, ventor motors, air duct pressure switches and rooftop pressure differential switches.

SPECIFICATIONS:

Inside Diameter: 3/16" ID

Pressure: -20 to +20 WC pressure rated

drain hose. Temperature Rating: 0° to 160°F.

Length: 60" Long.

Locke#

**M5060** 3/16" - 5' length tubing



## CONCRETE MIX



Multi-purpose mix for building/repair. 3,500 psi after 28 days.

Locke#

**M0398** 10 Lb. Quikrete Concrete Mix



## SAND MIX



Blend of Portland cement & graded sand.

Locke#

**M0399** 10 Lb. Quikrete Sand Mix



## CONCRETE REPAIR



Weather resistant, has excellent adhesion and remains flexible.

Locke#

**M1205** 10 oz. Concrete Repair



## POLYURETHANE NON-SAG SEALANT



High performance, construction grade.. Meets ASTM C 920, Type S, Grade NS.

Locke#

**M1206** 10 oz. Polyurethane Non-Sag Sealant

## IPS PROTECT-O-SLEEVE



Protects supply tubing in slab foundation. Vinyl flexible tubing that slips over water piping during installation. It allows for expansion & contraction for easy movement of piping to help min. stress. Color coded- Red for hot; Blue for cold.

Locke# Model

**M1111** 83405 1/2"-1" x 200' 4mil. Red

**M1112** 83407 1/2"-1" x 200' 4mil. Blue

**M0111** 83400 1/2"-1" x 200' 6mil. Red

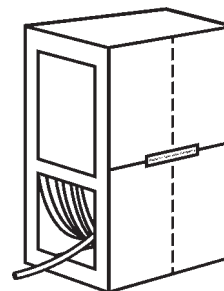
**M0112** 83404 1/2"-1" x 200' 6mil. Blue

**M0109** 83412 3/4" x 50' 27mil. Red

**M0110** 83413 3/4" x 50' 27mil. Blue



## TUBING



Locke# VINYL TUBING

**M0900** 1/8" ID x 3/16" OD 100' Vinyl

**M0901** 1/8" ID x 1/4" OD 100' Vinyl

**M0902** 3/16" ID x 5/16" OD 100' Vinyl

**M0903** 1/4" ID x 3/8" OD 100' Vinyl

**M0905** 5/16" ID x 7/16" OD 100' Vinyl

**M0908** 5/16" ID x 1/2" OD 100' Vinyl

**M0909** 3/8" ID x 1/2" OD 100' Vinyl

**M0910** 3/8" ID x 9/16" OD 100' Vinyl

**M0911** 1/2" ID x 5/8" OD 100' Vinyl

**M0913** 1/2" ID x 3/4" OD 100' Vinyl

**M0914** 5/8" ID x 7/8" OD 50' Vinyl

**M0915** 3/4" ID x 1" OD 50' Vinyl

**M0916** 1" ID x 1 1/4" OD 50' Vinyl

Locke# POLY TUBING

**M0904** 1/4" OD x .040 Wall 100' Product

**M0906** 3/8" OD x .062 Wall 100' Product

**M0907** 5/16" OD x .040 Wall 100' Product

**M0912** 1/2" OD x .062 Wall 100' Product

## L.H. Dottie Company SCREW ANCHOR KIT

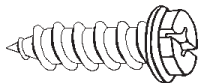


Kit includes the masonry drill & the matching screws. Assures fast, permanent, low cost mountings. The complete 3-in-1 kit includes everything you need for average mounting jobs. Includes 100 No. 12 x 1" "Hi-Red" Screw Anchors; 100 Pan Head - slotted tapping screws (10" x 1"); 1 1/4" Hi-Twist Masonry Drill. Packed in 7" x 3 1/2" x 1 1/4" plastic box.

### Locke#

**M0051** HPAK-14 Screw Anchor Kit

## Metallics Inc. SHEET METAL SCREW



### Locke#

**M0052** QDS182 #10 x 1" Sheet Metal Screw Quad Drive

## Malco Zip-In™ SCREW



Sheet metal screws with 1/4" hex-washer heads.

### Locke#

- M0053** 100 Pack, 1/2"x7 (1/2" long)
- M0040** 1,000 Pack, 1/2" x 7 (1/2" long)
- M0041** 15,000 Pack, 1/2"x7 (1/2" long)
- M0042** 1,000 Pack, 1/2" x 8 (1/2" long)
- M0043** 100 Pack, 3/4" x8 (3/4" long)
- M0044** 1,000 Pack, 3/4" x8 (3/4" long)
- M0045** 100 Pack, 1" x 8 (1" long)
- M0049** 50 Pack, 2" x 8 (2" long)
- M0050** 250 Pack, 2" x 8 (2" long)

### White Screws

- M0048** 50 Bag, 1-1/2" x 8 (1-1/2" long)
- M0047** 250 Pack, 1-1/2"x8 (1-1/2" long)
- M0038** 50 Bag, 2" x 8 (2" long)
- M0037** 250 Pack, 2" x 8 (2" long)


## Malco WHITE REGISTER SCREW



### Locke#

- M0956** 25 Pack, #8 (3" long) Screws
- M0943** 100 Pack, #8 (3" long) Screws

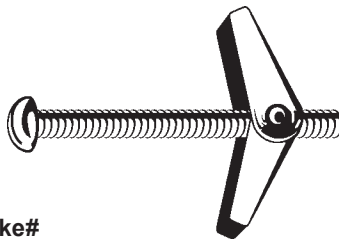
## Metallics Inc. NUTS & BOLTS



### Locke#

- M0819** 3/8" Hex Nuts
- M0820** 3/8" Flat Washers
- M0821** 1/4" -20 1" Stove Bolt with Nut
- M0539** 3/8" x 6' All Thread Rod

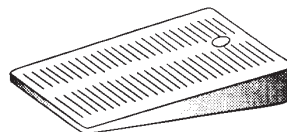
## Metallics Inc. STEEL TOGGLE BOLT



### Locke#

- M0057** 3/16" x 3" Toggle Bolt
- M0059** 1/4" x 3" Toggle Bolt
- M0060** 1/4" x 4" Toggle Bolt

## WOBBLE WEDGE® INTER-LOCKING SHIMS



Use the Soft Wobble Wedges to level toilets, especially on uneven floors. It bolts down snug without any risk of chipping or cracking the porcelain. Use the Hard Wobble Wedges under water heaters and to plumb up cabinets. Stack them up to fill any gap, they won't rot or rust, they are tougher than wood shims, and they stay put.

### Locke#

- M0667** Wobble wedges-hard vinyl shim
- M0668** Wobble wedges-soft vinyl shim

## A.Y. McDonald Mfg. Co. INSERT STIFFENER



### Locke#

- M4499** 5157 3/4" Stainless Steel Insert Stiffener
- M4500** 6133T 1" Stainless Steel Insert Stiffener

## BrassCraft® ICEMAKER-HUMIDIFIER INSTALLATION KIT

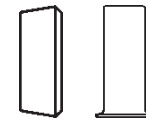


An economical kit for supplying cold water to ice makers, humidifiers, or any application for cold water.

### Locke#

**M0818** Ice Maker Installation Kit

## BrassCraft® CAPTIVE SLEEVE FITTINGS




for use with **M818**

### Locke#

- M0035** 1/4" O.D. Plastic Comp. Sleeve
- M0036** 1/4" O.D. Brass Insert

## MA-LINE HANGING WIRE



### Locke#

- M0334** 2 Lb. 18 Gauge Black Annealed Hanging Wire
- M0335** 5 Lb. 18 Gauge Black Annealed Hanging Wire
- M0336** 2 Lb. 18 Gauge Galvanized Hanging Wire
- M0337** 5 Lb. 18 Gauge Galvanized Hanging Wire