

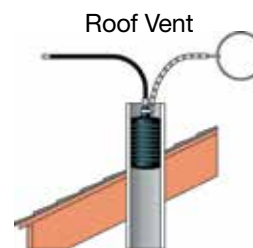
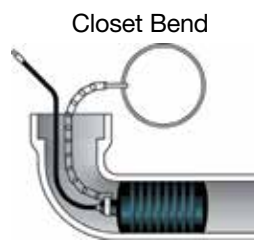
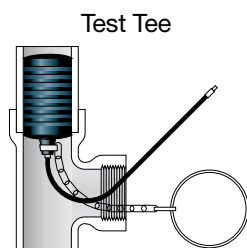

Plumbing Test Ball® Plugs

Cherne Plumbing Test Ball® Plugs were first introduced in 1953 as a more versatile product than traditional mechanical plugs. Designed to test drain, vent and waste systems Cherne Test Ball® Plugs could be used in any type of pipe, could be inserted through a test tee, and sealed out of round pipe as well.

Cherne introduced the multi-size yellow-top Test Ball® plugs in 2002. These test ball plugs have the same great features found in the original test ball plugs, but can be used in more than one pipe size.

Features:

- **Natural Rubber:** Great sealing properties as well as excellent expansion and memory
- **Schrader Valve Inflator:** Includes cap with valve core tightener
- **Ring and Chain Assembly:** Prevents plug from dropping into DWV system during test



Original Test-Balls

Part Number	Nominal Size	Usage Range	Maximum Back Pressure	Inflation Pressure	Product Weight	Deflated Length	Deflated Diameter	Inflation Thread	Chain / Eye bolts
270008	.75" - 1.25" (20-30 mm)	.75"-1.30" (20-33 mm)	17 psi (1,2 bar)	40 ft. (12 M)	45 psi (3,1 bar)	3.5 oz (0.1 kg)	3.75" (95 mm)	0.73" (18.5 mm)	Molded in Valve Removable Chain
270016	1.25" - 1.5" (35-40 mm)	1.17"-1.75" (30-44 mm)	13 psi (0,9 bar)	30 ft. (9.1 M)	40 psi (2,8 bar)	3.5 oz (0.1 kg)	5.5" (141 mm)	1.1" (31 mm)	Molded in Valve Removable Chain
270024	2" (50 mm)	1.9"-2.25" (48-57 mm)	13 psi (0,9 bar)	30 ft. (9.1 M)	40 psi (2,8 bar)	3.5 oz (0.1 kg)	2.84" (72 mm)	1.77" (45 mm)	Molded in Valve Removable Chain
270108	2.5" (65 mm)	2.34"-2.75" (48-70 mm)	13 psi (0,9 bar)	30 ft. (9.1 M)	35 psi (2,4 bar)	6.5 oz (0.2 kg)	4.5" (114 mm)	2.3" (59 mm)	Molded in Valve Removable Chain
270032	3" (75 mm)	2.77"-3.25" (70-83 mm)	13 psi (0,9 bar)	30 ft. (9.1 M)	35 psi (2,4 bar)	6.5 oz (0.2 kg)	5.25" (132 mm)	2.64" (67 mm)	Molded in Valve Removable Chain
270040	4" (100 mm)	3.41"-4.25" (87-108 mm)	13 psi (0,9 bar)	30 ft. (9.1 M)	30 psi (2,1 bar)	9 oz (0.25 kg)	6.5" (163 mm)	3.25" (83 mm)	Molded in Valve Removable Chain
270059	5" (125 mm)	4.6"-5.25" (117-133 mm)	13 psi (0,9 bar)	30 ft. (9.1 M)	30 psi (2,1 bar)	1.3 lbs (0.6 kg)	7.75" (200 mm)	4.5" (114 mm)	Molded in Valve Removable Chain
270067	6" (150 mm)	5.44"-6.25" (138-159 mm)	13 psi (0,9 bar)	30 ft. (9.1 M)	30 psi (2,1 bar)	1.9 lbs (0.85 kg)	9.00" (230 mm)	5.25" (135 mm)	Molded in Valve Removable Chain

Multi Size Test-Balls

Part Number	Nominal Size	Usage Range	Maximum Back Pressure	Inflation Pressure	Product Weight	Deflated Length	Deflated Diameter	Inflation Thread	Chain / Eye bolts
276128	1.25" - 2" (35-50 mm)	1.25"-2.10" (32-53 mm)	17 psi (1,2 bar)	40 ft. (12 M)	40 psi (2,8 bar)	3.7 oz (0.11 kg)	5.56" (141 mm)	1.21" (31 mm)	Molded in Valve Removable Chain
276238	2" - 3" (50-75 mm)	1.9"-3.1" (48-80 mm)	17 psi (1,2 bar)	40 ft. (12 M)	35 psi (2,4 bar)	4.7 oz (0.13 kg)	5.57" (141 mm)	1.78" (45 mm)	Molded in Valve Removable Chain
276348	3" - 4" (75-100 mm)	2.8"-4.25" (70-108 mm)	17 psi (1,2 bar)	40 ft. (12 M)	40 psi (2,8 bar)	7.8 oz (0.22 kg)	5.18" (132 mm)	2.64" (67 mm)	Molded in Valve Removable Chain
276468	4" - 6" (100-150 mm)	3.4"-6.25" (87-155 mm)	17 psi (1,2 bar)	40 ft. (12 M)	30 psi (2,1 bar)	1.4 lbs (0.62 kg)	9.47" (241 mm)	3.28" (83 mm)	Molded in Valve Removable Chain

Always block plugs when conducting air tests.